



30/05/2016

Week-end in salita quello del 4° Round di Donington dove Andrea Mantovani termina 15°, mantenendo la 5° piazza nella classifica Mondiale Superstock 1000.

Buon giorno,
un week-end difficile quello appena trascorso presso il circuito internazionale di Donington UK, iniziato dalle libere del venerdì con diversi problemi di ciclistica, per l'esordite del Mondiale Superstock 1000, Andrea Mantovani.

Complice il circuito nuovo, mai visto da Andrea prima d'ora, e quasi un mese di ferma dall'ultimo Round di Imola in sella alla Yamaha R1 1000, non hanno di certo agevolato Andrea nel trovare subito il giusto feeling con la motocicletta ed il nuovo tracciato.

Nelle qualifiche di sabato, turno unico di 30 min, Andrea è riuscito a fermare il crono a 1'31"705, guadagnando la 18° piazza in griglia.

Sono state fatte alcune modifiche prima del warm-up, per migliorare la ciclistica della moto che risultava piuttosto dura nei cambi di direzione, ma non sufficienti per avere un passo gara utile per stare nel gruppo dei primi.

In gara, dopo lo spegnimento del semaforo rosso, Andrea è partito bene, ed al primo giro è passato dodicesimo. Durante i 15 giri previsti, Andrea ha dovuto mantenere un passo tale da non consentirgli di recuperare posizioni, delle due ha dovuto rallentare, a causa dei problemi di ciclistica, accusati soprattutto nei cambi di direzione. Ha così tagliato il traguardo quindicesimo, raggranellando un altro prezioso punto nella classifica generale del Mondiale Stock 1000, che lo vede comunque mantenere la 5° posizione in classifica generale.

A fine gara Andrea ha commentato così:- non siamo riusciti a trovare un setting che mi consentisse di scendere sotto il muro dell'1'32 se non per un paio di giri, forzando di più avrei rischiato di compromettere la gara, e così ho cercato di limitare i danni, accumulando esperienza sul tracciato Inglese. Ora pensiamo a Misano, pista che conosco, sulla quale dovremo cercare di fare meglio. Ringrazio comunque tutta la squadra che ha cercato di fare il possibile per migliorare la moto, ed i miei sponsor, senza dei quali non potrei fare questo meraviglioso sport.

Vi aspettiamo a Misano il prossimo il 17-18-19 Giugno presso il Misano World Circuit!!

Grazie ancora di cuore per vostro il supporto.

Così la classifica del Mondiale Superstock 1000 al 4° Round.

- 1) De Rosa 82
- 2) Mercado77
- 3) Rinaldi47
- 4) Calia.....46
- 5) Mantovani..29

Cordiali Saluti

Dr. Antonio Mantovani
www.am9team.com-
3381924574
am9team@libero.it

>artefatta<
www.artefatta.com

Vetresina
laminati plastici industriali

EMMEDI

MAX MOTO ART

ANRIV S.R.L.
Deposito e Distribuzione di Prodotti Chimici

OMM
SYSTEM

Hair diffusion
PASSION FOR HAIR STYLE

Artaj

GRUPPO
MANARA®
AGRICOLTURA | ENERGIA | AMBIENTE

CAZZOLA ALESSIO & C S.A.S.
Prodotti per l'agricoltura

passion
i parrucchieri
TEAM

UTENSILMEG
IMOLA
Utensileria - Attrezzature - Macchine Utensili

Arai
HELMET®

DAINESE
D Store
Milano



AM9
TEAM

CARATTERIZZAZIONE
SITI
CONTAMINATI
Dott. DARIO BIAVATI
e-mail: d.biavat@libero.it

CARATTERIZZAZIONI
GEO TECNICHE
E IDROGEOLOGICHE
Dott. Geol. LINDA COLLINA
e-mail: lindacollina@virgilio.it

Ma.Lu

POLIAMBULATORIO
SELICE 102

Sav&gnago
macchine da cucire e da stiro
Tel. +39 0445 952755
www.savegnagosnc.it

Agente di commercio
Sterchele Michele

ElettroStar
RIPARATI ELETTRICI INDUSTRIALI E CIVILI
di Claudio Borelli

Agente di Commercio

Poli Marco

AM9
Never Give Up!



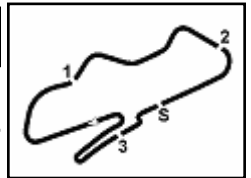
Agente di commercio **Sterchele Michele**



Agente di Commercio **Poli Marco**







UK Round, 27-28-29 May 2016

Superstock 1000 - Results Race

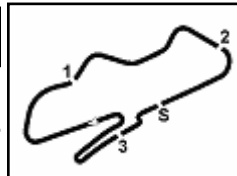
Laps 15 = 60,345 Km - Time Of Race 22'38.497 - Avg. 159,913 km/h

Pos	Race	Grid	No. Rider	Nat	Team	Bike	LL	Gap	Fastest Lap	Speed	Qualifying		Ranking		
											Time	Speed	R	Tot	Pos
1	1	35	R. DE ROSA	ITA	Althea BMW Racing Team	BMW S 1000 RR	15		1'29.800	259,0	1'29.515	262,1	25	82	1
2	3	36	L. MERCADO	ARG	Aruba.it Racing - Junior Team	Ducati Panigale R	15	3.348	1'30.166	260,9	1'30.067	260,9	20	77	2
3	4	94	N. CANEPA	ITA	PATA Yamaha Official Stock Team	Yamaha YZF R1	15	3.990	1'30.112	264,1	1'30.175	263,4	16	20	9
4	5	74	K. CALIA	ITA	Nuova M2 Racing	Aprilia RSV4 RF	15	6.208	1'30.246	262,1	1'30.487	259,6	13	46	4
5	6	12	M. RINALDI	ITA	Aruba.it Racing - Junior Team	Ducati Panigale R	15	10.962	1'30.023	262,1	1'30.668	261,5	11	47	3
6	12	54	T. RAZGATLIOGLU	TUR	Kawasaki Puccetti Racing	Kawasaki ZX-10R	15	17.959	1'30.710	265,4	1'31.298	259,6	10	21	8
7	P2	2	R. TAMBURINI	ITA	Nuova M2 Racing	Aprilia RSV4 RF	15	18.260	1'30.162	265,4	1'29.837	262,8	9	22	7
8	10	16	G. BLACK	GBR	MTM / HS Kawasaki	Kawasaki ZX-10R	15	18.286	1'30.848	258,4	1'31.218	258,4	8	19	11
9	9	77	W. TESSELS	NED	MTM / HS Kawasaki	Kawasaki ZX-10R	15	18.596	1'30.642	256,5	1'31.161	252,9	7	16	12
10	17	82	L. JONES	GBR	Agro On-Benjan-Kawasaki	Kawasaki ZX-10R	15	23.998	1'31.117	259,0	1'31.700	257,8	6	6	21
11	14	4	D. DE BOER	NED	PATA Yamaha Official Stock Team	Yamaha YZF R1	15	26.578	1'31.420	257,1	1'31.474	259,0	5	5	26
12	24	19	J. PUFFE	GER	Agro On-Benjan-Kawasaki	Kawasaki ZX-10R	15	30.675	1'31.700	257,8	1'32.048	257,1	4	4	28
13	13	3	S. SUCHET	SUI	Berclaz Racing by MotoXracing	Yamaha YZF R1	15	30.898	1'30.976	260,9	1'31.355	255,9	3	13	15
14	20	23	C. PONSSON	FRA	Pedercini Racing Kawasaki	Kawasaki ZX-10R	15	32.774	1'31.685	263,4	1'31.848	261,5	2	6	25
15	18	59	A. MANTOVANI	ITA	Guandalini Racing Yamaha	Yamaha YZF R1	15	33.727	1'31.767	258,4	1'31.705	256,5	1	29	5
16	23	69	D. MCFADDEN	RSA	Agro On-Benjan-Kawasaki	Kawasaki ZX-10R	15	34.002	1'31.830	257,8	1'32.003	255,3			
17	22	51	E. VIONNET	SUI	Motos Vionnet	BMW S 1000 RR	15	39.857	1'31.965	261,5	1'31.997	260,9			
18	28	123	L. SALVADORI	ITA	GP Project	Aprilia RSV4 RF	15	45.219	1'32.208	252,9	1'32.575	252,9	10	18	
19	26	47	R. HARTOG	NED	Team Hartog - Jenik - Against Cance	Kawasaki ZX-10R	15	45.264	1'31.897	263,4	1'32.356	257,8	6	23	
20	29	99	F. CAVALLI	ITA	PUNTO MOTO Corse by Clasitaly	Kawasaki ZX-10R	15	46.590	1'32.372	259,6	1'32.582	256,5			
21	27	32	M. MOSER	GER	Triple-M Racing	Ducati Panigale R	15	46.658	1'31.855	251,7	1'32.403	251,2	6	24	
22	30	92	B. LEU	SUI	Leu Racing Team	Yamaha YZF R1	15	47.473	1'32.464	257,8	1'32.892	258,4			
23	19	44	A. TUCCI	ITA	Berclaz Racing by MotoXracing	Yamaha YZF R1	15	49.079	1'32.185	255,3	1'31.719	258,4			
24	34	13	F. SANCHIONI	ITA	PUNTO MOTO Corse by Clasitaly	Kawasaki ZX-10R	15	53.219	1'32.695	254,1	1'33.286	251,7			
25	31	52	G. DUWELZ	BEL	D.K. Racing	BMW S 1000 RR	15	1'13.044	1'33.591	251,7	1'33.067	252,3			
26	36	26	M. SBAIZ	ITA	BWG Racing	Kawasaki ZX-10R	14	1 Lap	1'35.208	250,6	1'35.076	251,7			
-----Not Classified-----															
RET	7	5	M. FACCANI	ITA	Triple-M Racing	Ducati Panigale R	12	3 Laps	1'30.707	260,2	1'30.850	257,8	13	13	
RET	16	43	F. MASSEI	ITA	Team Trasimeno	Yamaha YZF R1	11	4 Laps	1'31.786	260,2	1'31.525	257,1	13	16	
RET	15	58	E. PUSCEDDU	ITA	SK-Racing Team by Barni	Ducati Panigale R	9	6 Laps	1'31.545	254,7	1'31.482	252,9			
RET	33	9	T. FINSTERBUSCH	GER	BCC-Racing Team	Kawasaki ZX-10R	1	14 Laps		257,1	1'33.284	258,4			
RET	35	25	J. HUBNER	SWE	Kawasaki Racing Team Sweden	Kawasaki ZX-10R	0			252,9	1'34.424	254,1			
RET	25	151	T. AMICUCCI	ITA	Berclaz Racing by MotoXracing	Yamaha YZF R1	0			254,7	1'32.125	255,3			
RET	32	91	L. OPPEDISANO	ITA	Saviofficina Racingteam	Kawasaki ZX-10R	0				1'33.083	253,5			
RET	11	11	J. GUARNONI	FRA	Pedercini Racing Kawasaki	Kawasaki ZX-10R	0				1'31.292	259,6	25	6	
RET	8	87	L. MARCONI	ITA	Team Trasimeno	Yamaha YZF R1	0				1'30.909	260,2	8	19	

Start 29/05/2016 13:15 End 13:41 The results are provisional until the end of the time limit for protests and appeals and the completion of the technical checks.

These data/results cannot be reproduced, stored and/or transmitted in whole or in part by any manner of electronic, mechanical, photocopying, recording, broadcasting or otherwise now known or herein after developed without the previous express consent by the copyright owner, except for reproduction in daily press and regular printed publications on sale to the public within 60 days of the event related to those data/results and always provided that copyright symbol appears together as follows below.

© DORNA WSBK ORGANIZATION Srl 2016



UK Round, 27-28-29 May 2016 Superstock 1000 - Results Race

AIR	Humidity:	77%	Temp:	13°C
TRACK	Condition:	Dry	Temp:	27°C

Fastest Lap	3° Raffaele De Rosa	1'29.800	161,278	Km/h
Lap Record:	2015 L.Savadori	1'29.824	161,240	Km/h
Best Lap	2015 R.Tamburini	1'29.449	161,910	Km/h

LAP LEADERS					
No.	Rider	From	To	Laps	Total
35	R. DE ROSA	1	15	15	15

TOTAL LEADER LAPS		
No.	Rider	Laps
35	R. DE ROSA	27
36	L. MERCADO	16
84	R. RUSSO	2
12	M. RINALDI	1

N. 2 (Tamburini R.) has been penalized to drop 2 positions according to art 1.23.2

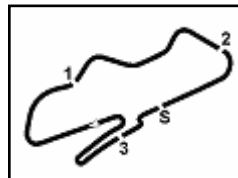
RACE HIGHLIGHTS

13.12.54		Warm-up Lap Start
13.15.40		Start
13.15.47	11 Guarmoni	Crashed - Start Line
13.16.19	87 Marconi	Crashed - Start Line
13.16.42	87 Marconi	Out
13.16.53	11 Guarmoni	Out
13.17.15	151 Amicucci	Crashed - Turn 10
13.17.26	25 Hubner	Crashed - Turn 10
13.17.33	91 Oppedisano	Crashed - Turn 8
13.17.42	91 Oppedisano	Out
13.17.46	151 Amicucci	Out
13.17.51	25 Hubner	Out
13.18.33	9 Finsterbusch	Crashed - Turn 10
13.18.54	9 Finsterbusch	Out
13.19.20		No Jump Start
13.19.36	11 Guarmoni	Medical Center
13.22.17	43 Massei	Must drop 2 positions
13.29.59	58 Pusceddu	Entered Pits
13.31.09	43 Massei	Ride through
13.31.13	58 Pusceddu	Out
13.32.36	43 Massei	Entered Pits
13.34.19	25 Hubner	Medical Center
13.34.23	43 Massei	Out
13.35.20	5 Faccani	Technical Problem - Turn 10
13.35.39	5 Faccani	Out
13.37.31	2 Tamburini	Must Drop 2 Positions
13.40.08		PROVISIONAL RESULTS
13.41.11		FINAL RESULTS
13.41.36		End Of Session

Start 29/05/2016 13:15 End 13:41 The results are provisional until the end of the time limit for protests and appeals and the completion of the technical checks.

These data/results cannot be reproduced, stored and/or transmitted in whole or in part by any manner of electronic, mechanical, photocopying, recording, broadcasting or otherwise now known or herein after developed without the previous express consent by the copyright owner, except for reproduction in daily press and regular printed publications on sale to the public within 60 days of the event related to those data/results and always provided that copyright symbol appears together as follows below.

© DORNA WSBK ORGANIZATION Srl 2016



Donington Park 4.023 m

1 / 3

UK Round, 27-28-29 May 2016

Superstock 1000 - Lap Chart Race

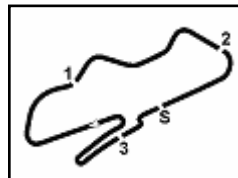
Pos	Lap														
	1	2	3	4	5	6	7	8	9	10	11	12	13	14	15
1	35	35	35	35	35	35	35	35	35	35	35	35	35	35	35
2	36	36	36	36	36	36	36	36	36	36	36	36	36	36	36
3	12	12	12	12	12	12	12	12	12	12	94	94	94	94	94
4	74	74	94	94	94	94	94	94	94	94	12	12	74	74	74
5	94	94	74	74	74	74	74	74	74	74	74	74	12	2	2
6	16	16	16	2	2	2	2	2	2	2	2	2	2	12	12
7	2	2	2	16	16	16	16	16	5	5	5	5	54	54	54
8	5	5	5	5	5	5	5	5	16	16	16	16	16	16	16
9	77	77	77	77	77	77	77	77	54	54	54	54	77	77	77
10	58	54	54	54	54	54	54	54	77	77	77	77	82	82	82
11	54	58	58	82	82	82	82	82	82	82	82	82	4	4	4
12	59	82	82	58	58	4	4	4	4	4	4	4	19	19	19
13	82	59	59	4	4	58	58	19	19	19	19	19	3	3	3
14	4	4	4	59	59	19	19	59	59	59	59	3	23	23	23
15	23	23	19	19	19	59	59	58	43	43	3	59	59	59	59
16	19	19	51	43	43	43	43	43	23	3	23	23	69	69	69
17	51	51	43	51	51	23	23	23	3	23	69	69	51	51	51
18	123	123	23	23	23	51	51	3	69	69	51	51	123	123	123
19	47	43	123	123	47	47	3	51	51	51	123	123	47	47	47
20	69	47	47	47	123	3	69	69	123	123	47	47	99	99	99
21	43	69	69	69	69	69	123	123	47	47	43	99	92	92	32
22	13	13	13	3	3	123	47	47	13	92	99	92	32	32	92
23	99	99	99	13	13	13	13	13	92	99	92	44	44	44	44
24	92	92	3	99	99	92	92	92	99	13	13	13	13	13	13
25	9	3	92	92	92	99	99	99	44	44	44	32	52	52	52
26	3	52	44	44	44	44	44	44	32	32	32	52	26	26	
27	52	44	32	32	32	32	32	32	52	52	52	26			
28	44	32	52	52	52	52	52	52	58	26					
29	32	26	26	26	26	26	26	26							
30	26														

Final Result		
1	35 R. DE ROSA	Laps 15
2	36 L. MERCADO	3.348
3	94 N. CANEPA	3.990
4	74 K. CALIA	6.208
5	12 M. RINALDI	10.962
6	54 T. RAZGATLIOGLU	17.959
7	2 R. TAMBURINI	18.260
8	16 G. BLACK	18.286
9	77 W. TESSELS	18.596
10	82 L. JONES	23.998
11	4 D. DE BOER	26.578
12	19 J. PUFFE	30.675
13	3 S. SUCHET	30.898
14	23 C. PONSSON	32.774
15	59 A. MANTOVANI	33.727
16	69 D. MCFADDEN	34.002
17	51 E. VIONNET	39.857
18	123 L. SALVADORI	45.219
19	47 R. HARTOG	45.264
20	99 F. CAVALLI	46.590
21	32 M. MOSER	46.658
22	92 B. LEU	47.473
23	44 A. TUCCI	49.079
24	13 F. SANCHIONI	53.219
25	52 G. DUWELZ	1'13.044
26	26 M. SBAIZ	1 Lap
RET	5 M. FACCANI	3 Laps
RET	43 F. MASSEI	4 Laps
RET	58 E. PUSCEDDU	6 Laps
RET	9 T. FINSTERBUSCH	14 Laps
RET	11 J. GUARNONI	
RET	91 L. OPPERISANO	
RET	151 T. AMICUCCI	
RET	25 J. HUBNER	
RET	87 L. MARCONI	

These data/results cannot be reproduced, stored and/or transmitted in whole or in part by any manner of electronic, mechanical, photocopying, recording, broadcasting or otherwise now known or herein after developed without the previous express consent by the copyright owner, except for reproduction in daily press and regular printed publications on sale to the public within 60 days of the event related to those data/results and always provided that copyright symbol appears together as follows below.

© DORNA WSBK ORGANIZATION Srl 2016





UK Round, 27-28-29 May 2016

Superstock 1000 - Lap Chart Race

24	13 F. Sanchioni (ITA)	37.325	11	4 D. De Boer (NED)	24.520
25	44 A. Tucci (ITA)	37.576	12	19 J. Puffe (GER)	28.765
26	32 M. Moser (GER)	38.013	13	3 S. Suchet (SUI)	29.645
27	52 G. Duwelz (BEL)	49.598	14	23 C. Ponsson (FRA)	30.829
28	26 M. Sbaiz (ITA)	1'14.212	15	59 A. Mantovani (ITA)	31.052

Lap 11

1	35 R. De Rosa (ITA)	
2	36 L. Mercado (ARG)	3.955
3	94 N. Canepa (ITA)	4.821
4	12 M. Rinaldi (ITA)	5.219
5	74 K. Calia (ITA)	5.693
6	2 R. Tamburini (ITA)	7.881
7	5 M. Faccani (ITA)	13.901
8	16 G. Black (GBR)	14.363
9	54 T. Razgatlioglu (TUR)	14.578
10	77 W. Tessels (NED)	15.230
11	82 L. Jones (GBR)	19.854
12	4 D. De Boer (NED)	22.398
13	19 J. Puffe (GER)	26.010
14	59 A. Mantovani (ITA)	27.169
15	3 S. Suchet (SUI)	27.776
16	23 C. Ponsson (FRA)	28.724
17	69 D. McFadden (RSA)	29.146
18	51 E. Vionnet (SUI)	30.349
19	123 L. Salvadori (ITA)	32.981
20	47 R. Hartog (NED)	35.461
21	43 F. Massei (ITA)	36.350
22	99 F. Cavalli (ITA)	39.151
23	92 B. Leu (SUI)	39.409
24	13 F. Sanchioni (ITA)	39.979
25	44 A. Tucci (ITA)	40.145
26	32 M. Moser (GER)	40.464
27	52 G. Duwelz (BEL)	53.774
28	26 M. Sbaiz (ITA)	1'21.006

Lap 14

1	35 R. De Rosa (ITA)	
2	36 L. Mercado (ARG)	3.360
3	94 N. Canepa (ITA)	4.115
4	74 K. Calia (ITA)	5.966
5	2 R. Tamburini (ITA)	8.382
6	12 M. Rinaldi (ITA)	9.038
7	54 T. Razgatlioglu (TUR)	16.762
8	16 G. Black (GBR)	16.948
9	77 W. Tessels (NED)	17.383
10	82 L. Jones (GBR)	23.123
11	4 D. De Boer (NED)	25.380
12	19 J. Puffe (GER)	29.838
13	3 S. Suchet (SUI)	30.181
14	23 C. Ponsson (FRA)	31.497
15	59 A. Mantovani (ITA)	32.524
16	69 D. McFadden (RSA)	32.830
17	51 E. Vionnet (SUI)	36.953
18	123 L. Salvadori (ITA)	41.912
19	47 R. Hartog (NED)	43.271
20	99 F. Cavalli (ITA)	44.682
21	92 B. Leu (SUI)	45.603
22	32 M. Moser (GER)	45.952
23	44 A. Tucci (ITA)	46.636
24	13 F. Sanchioni (ITA)	49.387
25	52 G. Duwelz (BEL)	1'04.930
26	26 M. Sbaiz (ITA)	

Lap 12

1	35 R. De Rosa (ITA)	
2	36 L. Mercado (ARG)	3.637
3	94 N. Canepa (ITA)	4.650
4	12 M. Rinaldi (ITA)	5.731
5	74 K. Calia (ITA)	5.916
6	2 R. Tamburini (ITA)	7.980
7	5 M. Faccani (ITA)	14.555
8	16 G. Black (GBR)	14.819
9	54 T. Razgatlioglu (TUR)	15.362
10	77 W. Tessels (NED)	16.036
11	82 L. Jones (GBR)	21.026
12	4 D. De Boer (NED)	23.296
13	19 J. Puffe (GER)	27.281
14	3 S. Suchet (SUI)	28.856
15	59 A. Mantovani (ITA)	29.046
16	23 C. Ponsson (FRA)	29.701
17	69 D. McFadden (RSA)	30.107
18	51 E. Vionnet (SUI)	32.384
19	123 L. Salvadori (ITA)	35.915
20	47 R. Hartog (NED)	37.716
21	99 F. Cavalli (ITA)	41.235
22	92 B. Leu (SUI)	41.548
23	44 A. Tucci (ITA)	42.055
24	13 F. Sanchioni (ITA)	43.184
25	32 M. Moser (GER)	43.265
26	52 G. Duwelz (BEL)	57.339
27	26 M. Sbaiz (ITA)	1'27.695

Lap 15

1	35 R. De Rosa (ITA)	
2	36 L. Mercado (ARG)	3.348
3	94 N. Canepa (ITA)	3.990
4	74 K. Calia (ITA)	6.208
5	2 R. Tamburini (ITA)	8.260
6	12 M. Rinaldi (ITA)	10.962
7	54 T. Razgatlioglu (TUR)	17.959
8	16 G. Black (GBR)	18.286
9	77 W. Tessels (NED)	18.596
10	82 L. Jones (GBR)	23.998
11	4 D. De Boer (NED)	26.578
12	19 J. Puffe (GER)	30.675
13	3 S. Suchet (SUI)	30.898
14	23 C. Ponsson (FRA)	32.774
15	59 A. Mantovani (ITA)	33.727
16	69 D. McFadden (RSA)	34.002
17	51 E. Vionnet (SUI)	39.857
18	123 L. Salvadori (ITA)	45.219
19	47 R. Hartog (NED)	45.264
20	99 F. Cavalli (ITA)	46.590
21	32 M. Moser (GER)	46.658
22	92 B. Leu (SUI)	47.473
23	44 A. Tucci (ITA)	49.079
24	13 F. Sanchioni (ITA)	53.219
25	52 G. Duwelz (BEL)	1'13.044

Lap 13

1	35 R. De Rosa (ITA)	
2	36 L. Mercado (ARG)	3.511
3	94 N. Canepa (ITA)	4.602
4	74 K. Calia (ITA)	6.620
5	12 M. Rinaldi (ITA)	7.766
6	2 R. Tamburini (ITA)	7.904
7	54 T. Razgatlioglu (TUR)	15.810
8	16 G. Black (GBR)	16.051
9	77 W. Tessels (NED)	16.572
10	82 L. Jones (GBR)	22.232

These data/results cannot be reproduced, stored and/or transmitted in whole or in part by any manner of electronic, mechanical, photocopying, recording, broadcasting or otherwise now known or herein after developed without the previous express consent by the copyright owner, except for reproduction in daily press and regular printed publications on sale to the public within 60 days of the event related to those data/results and always provided that copyright symbol appears together as follows below.

© DORNA WSBK ORGANIZATION Srl 2016

UK Round, 27-28-29 May 2016

Superstock 1000 - Best Sector & Speed Race

Results

Pos	Rider	Motorcycle	Laps
1	35 R. DE ROSA	BMW S 1000 RR	15
2	36 L. MERCADO	Ducati Panigale R	3.348
3	94 N. CANEPA	Yamaha YZF R1	3.990
4	74 K. CALIA	Aorilia RS4 RF	6.208
5	12 M. RINALDI	Ducati Panigale R	10.962
6	54 T. RAZGATLIOGLU	Kawasaki ZX-10R	17.959
7	2 R. TAMBURINI	Aorilia RS4 RF	18.260
8	16 G. BLACK	Kawasaki ZX-10R	18.286
9	77 W. TESSELS	Kawasaki ZX-10R	18.596
10	82 L. JONES	Kawasaki ZX-10R	23.998
11	4 D. DE BOER	Yamaha YZF R1	26.578
12	19 J. PUFFE	Kawasaki ZX-10R	30.675
13	3 S. SUCHET	Yamaha YZF R1	30.898
14	23 C. PONSSON	Kawasaki ZX-10R	32.774
15	59 A. MANTOVANI	Yamaha YZF R1	33.727
16	69 D. MCFADDEN	Kawasaki ZX-10R	34.002
17	51 E. VIONNET	BMW S 1000 RR	39.857
18	123 L. SALVADORI	Aorilia RS4 RF	45.219
19	47 R. HARTOG	Kawasaki ZX-10R	45.264
20	99 F. CAVALLI	Kawasaki ZX-10R	46.590
21	32 M. MOSER	Ducati Panigale R	46.658
22	92 B. LEU	Yamaha YZF R1	47.473
23	44 A. TUCCI	Yamaha YZF R1	49.079
24	13 F. SANCHIONI	Kawasaki ZX-10R	53.219
25	52 G. DUWELZ	BMW S 1000 RR	1'13.044
26	26 M. SBAIZ	Kawasaki ZX-10R	1 Lap
RET	5 M. FACCANI	Ducati Panigale R	3 Laps
RET	43 F. MASSEI	Yamaha YZF R1	4 Laps
RET	58 E. PUSCEDDU	Ducati Panigale R	6 Laps
RET	9 T. FINSTERBUSCH	Kawasaki ZX-10R	14 Laps
RET	11 J. GUARNONI	Kawasaki ZX-10R	
RET	91 L. OPPEDISANO	Kawasaki ZX-10R	
RET	151 T. AMICUCCI	Yamaha YZF R1	
RET	25 J. HUBNER	Kawasaki ZX-10R	
RET	87 L. MARCONI	Yamaha YZF R1	

Top Speeds

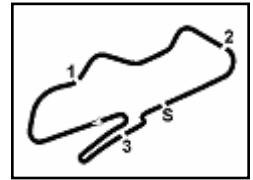
Pos	Rider	Motorcycle	Speed
1	2 R. TAMBURINI	Aprilia RS4 RF	265.4
2	54 T. RAZGATLIOGLU	Kawasaki ZX-10R	265.4
3	94 N. CANEPA	Yamaha YZF R1	264.1
4	23 C. PONSSON	Kawasaki ZX-10R	263.4
5	47 R. HARTOG	Kawasaki ZX-10R	263.4
6	12 M. RINALDI	Ducati Panigale R	262.1
7	74 K. CALIA	Aorilia RS4 RF	262.1
8	51 E. VIONNET	BMW S 1000 RR	261.5
9	36 L. MERCADO	Ducati Panigale R	260.9
10	3 S. SUCHET	Yamaha YZF R1	260.9
11	5 M. FACCANI	Ducati Panigale R	260.2
12	43 F. MASSEI	Yamaha YZF R1	260.2
13	99 F. CAVALLI	Kawasaki ZX-10R	259.6
14	82 L. JONES	Kawasaki ZX-10R	259.0
15	35 R. DE ROSA	BMW S 1000 RR	259.0
16	59 A. MANTOVANI	Yamaha YZF R1	258.4
17	16 G. BLACK	Kawasaki ZX-10R	258.4
18	19 J. PUFFE	Kawasaki ZX-10R	257.8
19	92 B. LEU	Yamaha YZF R1	257.8
20	69 D. MCFADDEN	Kawasaki ZX-10R	257.8
21	9 T. FINSTERBUSCH	Kawasaki ZX-10R	257.1
22	4 D. DE BOER	Yamaha YZF R1	257.1
23	77 W. TESSELS	Kawasaki ZX-10R	256.5
24	44 A. TUCCI	Yamaha YZF R1	255.3
25	58 E. PUSCEDDU	Ducati Panigale R	254.7
26	151 T. AMICUCCI	Yamaha YZF R1	254.7
27	13 F. SANCHIONI	Kawasaki ZX-10R	254.1
28	25 J. HUBNER	Kawasaki ZX-10R	252.9
29	123 L. SALVADORI	Aorilia RS4 RF	252.9
30	52 G. DUWELZ	BMW S 1000 RR	251.7
31	32 M. MOSER	Ducati Panigale R	251.7
32	26 M. SBAIZ	Kawasaki ZX-10R	250.6

Seg. 1			Seg. 2			Seg. 3			Seg. 4			Seg. 5		
1	35 R. DE ROSA	19.208	1	12 M. RINALDI	24.393	1	12 M. RINALDI	11.377	1	74 K. CALIA	10.741	1	35 R. DE ROSA	23.307
2	12 M. RINALDI	19.237	2	35 R. DE ROSA	24.449	2	74 K. CALIA	11.397	2	94 N. CANEPA	10.833	2	5 M. FACCANI	23.466
3	3 S. SUCHET	19.296	3	2 R. TAMBURINI	24.526	3	4 D. DE BOER	11.442	3	54 T. RAZGATLIOGLU	10.853	3	36 L. MERCADO	23.492
4	94 N. CANEPA	19.300	4	16 G. BLACK	24.577	4	94 N. CANEPA	11.460	4	2 R. TAMBURINI	10.948	4	94 N. CANEPA	23.568
5	74 K. CALIA	19.331	5	36 L. MERCADO	24.601	5	16 G. BLACK	11.485	5	36 L. MERCADO	10.970	5	2 R. TAMBURINI	23.615
6	77 W. TESSELS	19.369	6	74 K. CALIA	24.609	6	2 R. TAMBURINI	11.486	6	12 M. RINALDI	10.982	6	12 M. RINALDI	23.618
7	36 L. MERCADO	19.382	7	77 W. TESSELS	24.612	7	35 R. DE ROSA	11.489	7	35 R. DE ROSA	10.999	7	82 L. JONES	23.700
8	16 G. BLACK	19.418	8	5 M. FACCANI	24.615	8	77 W. TESSELS	11.494	8	16 G. BLACK	11.074	8	74 K. CALIA	23.701
9	5 M. FACCANI	19.427	9	94 N. CANEPA	24.656	9	43 F. MASSEI	11.539	9	77 W. TESSELS	11.079	9	16 G. BLACK	23.742
10	2 R. TAMBURINI	19.476	10	54 T. RAZGATLIOGLU	24.812	10	47 R. HARTOG	11.540	10	43 F. MASSEI	11.084	10	54 T. RAZGATLIOGLU	23.757
11	82 L. JONES	19.503	11	59 A. MANTOVANI	24.865	11	36 L. MERCADO	11.557	11	3 S. SUCHET	11.098	11	3 S. SUCHET	23.798
12	4 D. DE BOER	19.526	12	58 E. PUSCEDDU	24.888	12	82 L. JONES	11.572	12	51 E. VIONNET	11.114	12	77 W. TESSELS	23.866
13	32 M. MOSER	19.542	13	82 L. JONES	24.900	13	54 T. RAZGATLIOGLU	11.576	13	123 L. SALVADORI	11.131	13	59 A. MANTOVANI	23.868
14	54 T. RAZGATLIOGLU	19.552	14	3 S. SUCHET	24.947	14	5 M. FACCANI	11.584	14	82 L. JONES	11.132	14	43 F. MASSEI	23.890
15	19 J. PUFFE	19.564	15	19 J. PUFFE	24.992	15	59 A. MANTOVANI	11.602	15	5 M. FACCANI	11.134	15	123 L. SALVADORI	23.906
16	43 F. MASSEI	19.616	16	43 F. MASSEI	25.025	16	3 S. SUCHET	11.604	16	23 C. PONSSON	11.150	16	44 A. TUCCI	23.923
17	58 E. PUSCEDDU	19.651	17	69 D. MCFADDEN	25.025	17	19 J. PUFFE	11.610	17	47 R. HARTOG	11.173	17	58 E. PUSCEDDU	23.933
18	69 D. MCFADDEN	19.661	18	23 C. PONSSON	25.031	18	23 C. PONSSON	11.619	18	4 D. DE BOER	11.201	18	23 C. PONSSON	23.946
19	92 B. LEU	19.681	19	32 M. MOSER	25.037	19	92 B. LEU	11.623	19	19 J. PUFFE	11.205	19	4 D. DE BOER	23.959
20	23 C. PONSSON	19.697	20	4 D. DE BOER	25.039	20	69 D. MCFADDEN	11.634	20	58 E. PUSCEDDU	11.227	20	69 D. MCFADDEN	23.985
21	44 A. TUCCI	19.700	21	47 R. HARTOG	25.122	21	58 E. PUSCEDDU	11.642	21	69 D. MCFADDEN	11.275	21	51 E. VIONNET	23.994
22	13 F. SANCHIONI	19.701	22	51 E. VIONNET	25.134	22	51 E. VIONNET	11.699	22	99 F. CAVALLI	11.308	22	19 J. PUFFE	24.030
23	59 A. MANTOVANI	19.718	23	99 F. CAVALLI	25.164	23	32 M. MOSER	11.699	23	32 M. MOSER	11.314	23	47 R. HARTOG	24.045
24	51 E. VIONNET	19.730	24	123 L. SALVADORI	25.193	24	151 T. AMICUCCI	11.705	24	44 A. TUCCI	11.330	24	99 F. CAVALLI	24.056
25	123 L. SALVADORI	19.774	25	13 F. SANCHIONI	25.271	25	99 F. CAVALLI	11.724	25	13 F. SANCHIONI	11.407	25	92 B. LEU	24.121
26	47 R. HARTOG	19.777	26	44 A. TUCCI	25.275	26	13 F. SANCHIONI	11.733	26	59 A. MANTOVANI	11.465	26	32 M. MOSER	24.150
27	99 F. CAVALLI	19.863	27	52 G. DUWELZ	25.300	27	44 A. TUCCI	11.756	27	92 B. LEU	11.469	27	13 F. SANCHIONI	24.281
28	52 G. DUWELZ	19.964	28	92 B. LEU	25.308	28	52 G. DUWELZ	11.773	28	52 G. DUWELZ	11.654	28	9 T. FINSTERBUSCH	24.416
29	9 T. FINSTERBUSCH	20.124	29	9 T. FINSTERBUSCH	25.536	29	123 L. SALVADORI	11.778	29	26 M. SBAIZ	12.165	29	52 G. DUWELZ	24.549
30	26 M. SBAIZ	20.237	30	26 M. SBAIZ	25.834	30	26 M. SBAIZ	11.892	30	9 T. FINSTERBUSCH	12.551	30	26 M. SBAIZ	24.841
31	151 T. AMICUCCI	26.043	31	151 T. AMICUCCI	26.307	31	9 T. FINSTERBUSCH	11.912						
32	91 L. OPPEDISANO	26.625	32	91 L. OPPEDISANO	26.535	32	25 J. HUBNER	11.998						
33	25 J. HUBNER	27.513	33	25 J. HUBNER	26.900									

29/05/2016

These data/results cannot be reproduced, stored and/or transmitted in whole or in part by any manner of electronic, mechanical, photocopying, recording, broadcasting or otherwise now known or herein after developed without the previous express consent by the copyright owner, except for reproduction in daily press and regular printed publications on sale to the public within 60 days of the event related to those data/results and always provided that copyright symbol appears together as follows below.

© DORNA WSSK ORGANIZATION Srl 2016



UK Round, 27-28-29 May 2016

Superstock 1000 - Chronological Analysis Race

Start at 13:15'28.573

5 M. FACCANI (1'30.707)								
Lap	Seg. 1	Seg. 2	Seg. 3	Seg. 4	Seg. 5	Lap Time	km/h	Local Time
1	23.792	25.366	11.584	11.232	24.090	1'36.064	260.2	13:17'04.637
2	19.436	24.685	11.604	11.414	23.777	1'30.916	258.4	13:18'35.553
3	19.427	24.659	11.595	11.328	23.698	1'30.707	255.9	13:20'06.260
4	19.533	24.661	11.588	11.322	23.706	1'30.810	259.0	13:21'37.070
5	19.494	24.615	11.627	11.241	23.900	1'30.877	260.2	13:23'07.947
6	19.636	24.982	11.650	11.396	23.763	1'31.427	259.0	13:24'39.374
7	19.642	24.732	11.706	11.257	23.885	1'31.222	252.9	13:26'10.596
8	19.742	24.912	11.760	11.341	23.762	1'31.517	250.0	13:27'42.113
9	19.878	25.415	11.818	11.134	23.466	1'31.711	250.6	13:29'13.824
10	19.720	24.886	11.791	11.253	23.702	1'31.352	249.4	13:30'45.176
11	19.704	24.882	11.959	11.166	23.955	1'31.666	252.3	13:32'16.842
12	19.669	25.109	11.911	11.151	23.752	1'31.592	252.3	13:33'48.434

43 F. MASSEI (1'31.786)								
Lap	Seg. 1	Seg. 2	Seg. 3	Seg. 4	Seg. 5	Lap Time	km/h	Local Time
1	26.133	26.374	11.631	11.301	24.646	1'40.085	259.0	13:17'08.658
2	20.034	25.236	11.539	11.369	23.890	1'32.068	260.2	13:18'40.726
3	19.616	25.401	11.713	11.334	24.052	1'32.116	254.7	13:20'12.842
4	19.690	25.311	11.692	11.355	24.208	1'32.256	257.8	13:21'45.098
5	19.838	25.035	11.567	11.084	24.262	1'31.786	257.8	13:23'16.884
6	19.697	25.025	11.660	11.299	24.313	1'31.994	252.3	13:24'48.878
7	19.780	25.250	11.734	11.281	24.253	1'32.298	255.3	13:26'21.176
8	19.874	25.149	11.713	11.286	24.361	1'32.383	252.3	13:27'53.559
9	20.092	25.046	11.777	11.491	24.327	1'32.733	250.6	13:29'26.292
10	19.908	25.282	11.783	11.244	24.496	1'32.713	255.3	13:30'59.005
11	20.049	25.368	11.802	11.722	31.345	1'40.286 P	253.5	13:32'39.291

58 E. PUSCEDDU (1'31.545)								
Lap	Seg. 1	Seg. 2	Seg. 3	Seg. 4	Seg. 5	Lap Time	km/h	Local Time
1	24.361	25.691	11.668	11.312	24.191	1'37.223 P	254.7	13:17'05.796
2	20.275	25.141	11.642	11.259	23.998	1'32.315	253.5	13:18'38.111
3	19.651	24.888	11.709	11.364	23.933	1'31.545	246.0	13:20'09.656
4	19.774	25.171	11.824	11.227	24.231	1'32.227	251.2	13:21'41.883
5	19.703	25.102	11.706	11.321	24.007	1'31.839	251.2	13:23'13.722
6	19.847	25.301	11.771	11.528	24.378	1'32.825	246.6	13:24'46.547
7	20.072	25.458	11.873	11.491	24.093	1'32.987	245.5	13:26'19.534
8	20.220	25.595	11.924	11.502	24.525	1'33.766	247.1	13:27'53.300
9	24.834	35.278	14.932	14.715	38.329	2'08.088 P	166.2	13:30'01.388

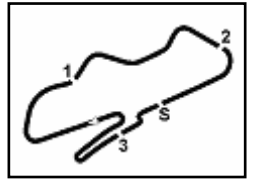
9 T. FINSTERBUSCH (40'39.999)								
Lap	Seg. 1	Seg. 2	Seg. 3	Seg. 4	Seg. 5	Lap Time	km/h	Local Time
1	26.736	26.606	12.048	12.551	24.416	1'42.357 P	257.1	13:17'10.930

P = Pits In/Out - C = Lap-Time Cancelled

These data/results cannot be reproduced, stored and/or transmitted in whole or in part by any manner of electronic, mechanical, photocopying, recording, broadcasting or otherwise now known or herein after developed without the previous express consent by the copyright owner, except for reproduction in daily press and regular printed publications on sale to the public within 60 days of the event related to those data/results and always provided that copyright symbol appears together as follows below.

© DORNA WSBK ORGANIZATION Srl 2016



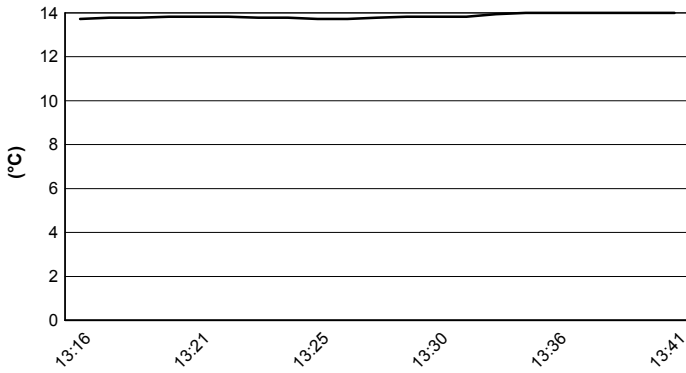


Donington Park 4.023 m

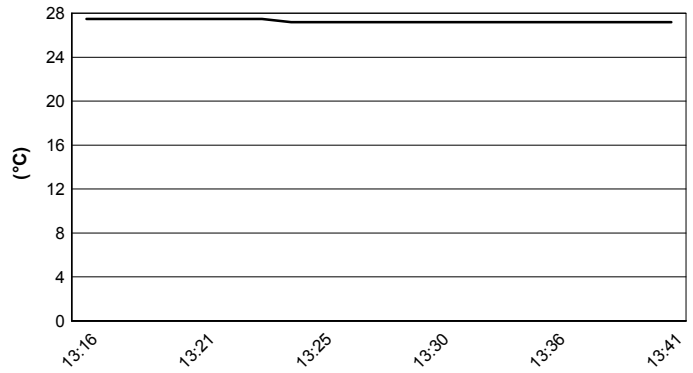
UK Round, 27-28-29 May 2016
Superstock 1000 - Weather Report Race

Session started 13:15 Session ended 13:41

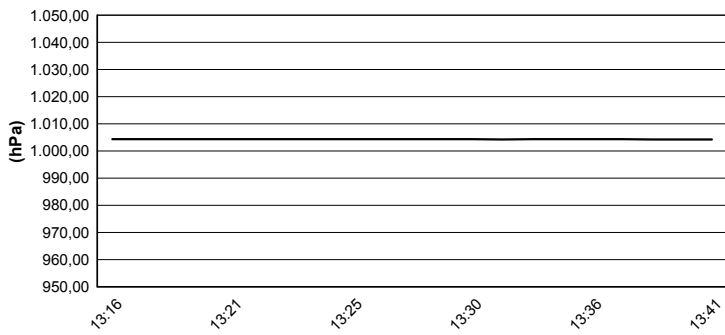
Air Temperature



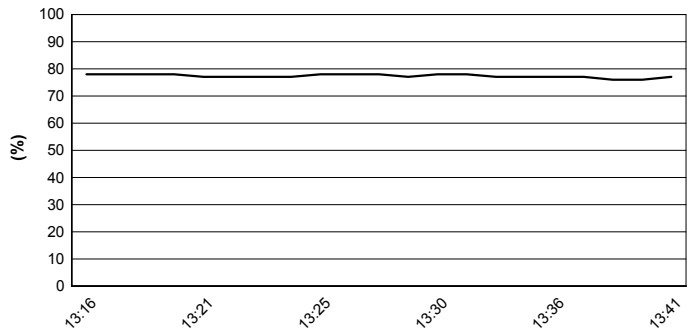
Track Temperature



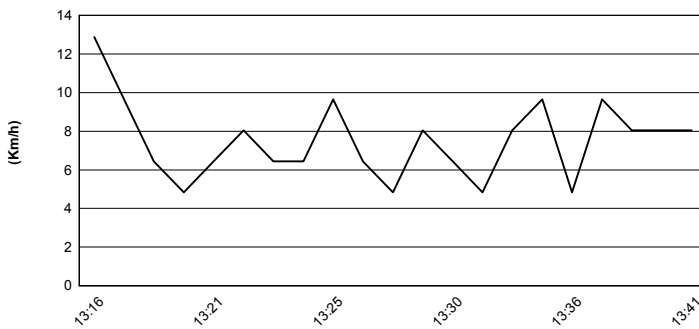
Air Pressure



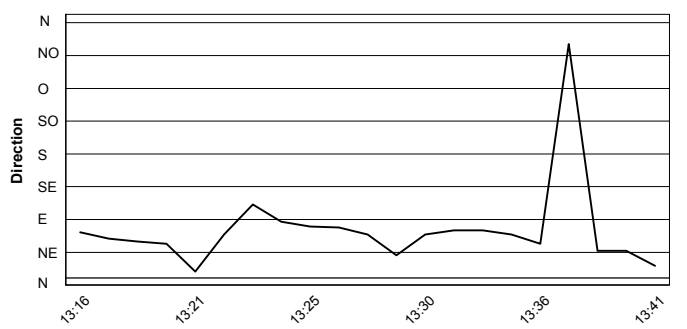
Humidity



Wind Speed

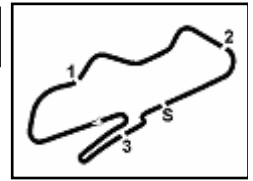


Wind Direction



These data/results cannot be reproduced, stored and/or transmitted in whole or in part by any manner of electronic, mechanical, photocopying, recording, broadcasting or otherwise now known or herein after developed without the previous express consent by the copyright owner, except for reproduction in daily press and regular printed publications on sale to the public within 60 days of the event related to those data/results and always provided that copyright symbol appears together as follows below.
© DORNA WSBK ORGANIZATION Srl 2016





UK Round, 27-28-29 May 2016

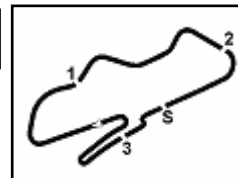
Superstock 1000 - Championship Standings

Points	Points From First	Points From Previous	April 3	April 17	May 1	May 29	June 19	September 18	October 2	October 16									
			ARAGON	ASSEN	IMOLA	DONINGTON PARK	MISANO	LAUSITZRING	MAGNY-COURS	JEREZ									
1 DE ROSA Raffaele (ITA)	82		16 3	25 1	16 1	25 1													
2 MERCADO Leandro (ARG)	77	5	25 1	7 3	25 1	20 2													
3 RINALDI Michael Ruben (ITA)	47	35	30 2	16 2		11 3													
4 CALIA Kevin (ITA)	46	36	1 6	3 6	20 4	13 4													
5 MANTOVANI Andrea (ITA)	29	53	17 7	9 4	11 5	8 5	1 5												
6 GUARNONI Jeremy (FRA)	25	57	4	20 4	5 6	6 6													
7 TAMBURINI Roberto (ITA)	22	60	3		13 8	9 7													
8 RAZGATLIOGLU Toprak (TUR)	21	61	1		11 12	10 8													
9 CANEPA Niccolò (ITA)	20	62	1		4 24	16 9													
10 VITALI Luca (ITA)	19	63	1 11	5 11	4 7	10 10													
11 BLACK Gregg (GBR)	19	63	0		8 13	3 12	8 10												
12 TESSELS Wayne (NED)	16	66	3		9 11	7 17	12 12												
13 FACCANI Marco (ITA)	13	69	3		13 6	8 13													
14 RUSSO Riccardo (ITA)	13	69	0	13 4	6 6	8 13													
15 SUCHET Sebastien (SUI)	13	69	0	1 15	9 22	3 15	13 13												
16 MASSEI Fabio (ITA)	13	69	0	6 10	7 16	13 8													
17 MARINO Florian (FRA)	11	71	2		11 5	17 9													
18 SALVADORI Luca (ITA)	10	72	1		10 10	18 15													
19 MARCONI Luca (ITA)	8	74	2	8 8	13 13	19 18													
20 SCHEIB Maximilian (CHI)	7	75	1		7 9	20 15													
21 JONES Luke (GBR)	6	76	1			6 21													
22 FERRARI Matteo (ITA)	6	76	0			6 20	21 21												
23 HARTOG Rob (NED)	6	76	0		6 16	21 20													
24 MOSER Marc (GER)	6	76	0		5 18	1 20	21 21												

First Line: Championship Standings - Second Line: Ranking Progression

These data/results cannot be reproduced, stored and/or transmitted in whole or in part by any manner of electronic, mechanical, photocopying, recording, broadcasting or otherwise now known or herein after developed without the previous express consent by the copyright owner, except for reproduction in daily press and regular printed publications on sale to the public within 60 days of the event related to those data/results and always provided that copyright symbol appears together as follows below.

© DORNA WSBK ORGANIZATION Srl 2016



Donington Park 4.023 m

2 / 2

UK Round, 27-28-29 May 2016

Superstock 1000 - Championship Standings

	Points	Points From First	Points From Previous	April 3	April 17	May 1	May 29	June 19	September 18	October 2	October 16						
				ARAGON	ASSEN	IMOLA	DONINGTON PARK	MISANO	LAUSITZRING	MAGNY-COURS	JEREZ						
25 PONSSON Christophe (FRA)	6	76	0	2 14	2 19	24	21										
26 DE BOER Danny (NED)	5	77	1				5 26										
27 ANDREOZZI Alessandro (ITA)	5	77	0	3 13	21	2 23	26										
28 PUFFE Julian (GER)	4	78	1				4 28										
29 STARING Bryan (AUS)	4	78	0	4 12	19	24	28										
30 MERCANDELLI Roberto (ITA)	1	81	3		1 22	27	30										

First Line: Championship Standings - Second Line: Ranking Progression

These data/results cannot be reproduced, stored and/or transmitted in whole or in part by any manner of electronic, mechanical, photocopying, recording, broadcasting or otherwise now known or herein after developed without the previous express consent by the copyright owner, except for reproduction in daily press and regular printed publications on sale to the public within 60 days of the event related to those data/results and always provided that copyright symbol appears together as follows below.

© DORNA WSBK ORGANIZATION Srl 2016

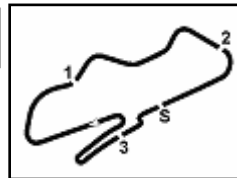
FIKR PERUGIA TIMING



Official Tyre Supplier



Official Timekeeper



Donington Park 4.023 m

UK Round, 27-28-29 May 2016

Superstock 1000 - Manufacturers Standings

	Points	Points From First	Points From Previous	April 3 ARAGON	April 17 ASSEN	May 1 IMOLA	May 29 DONINGTON PARK	June 19 MISANO	September 18 LAUSITZRING	October 2 MAGNY-COURS	October 16 JEREZ							
1 DUCATI	86			25 1	16 1	25 1	20 1											
2 BMW	82	4		16 2	25 1	16 2	25 2											
3 APRILIA	53	33	29	10 4	10 5	20 3	13 3											
4 YAMAHA	49	37	4	13 3	11 3	9 5	16 4											
5 KAWASAKI	45	41	4	4 5	20 3	11 4	10 5											

First Line: Championship Standings - Second Line: Ranking Progression

These data/results cannot be reproduced, stored and/or transmitted in whole or in part by any manner of electronic, mechanical, photocopying, recording, broadcasting or otherwise now known or herein after developed without the previous express consent by the copyright owner, except for reproduction in daily press and regular printed publications on sale to the public within 60 days of the event related to those data/results and always provided that copyright symbol appears together as follows below.

© DORNA WSBK ORGANIZATION Srl 2016

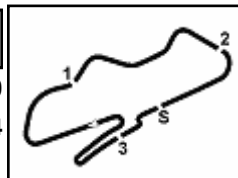
PIRELLI PERUGIA TIMING



Official Tyre Supplier



Official Timekeeper



UK Round, 27-28-29 May 2016

Superstock 1000 - Race Winners

	2013	2014	2015	2016
01 MotorLand Aragon	Barrier S. (Fra) Bmw	Mercado L. (Arg) Duc	Tamburini R. (Ita) Bmw	Mercado L. (Arg) Duc
02 TT Circuit Assen	La Marra E. (Ita) Duc	Valk K. (Ned) Kaw	Savadori L. (Ita) Apr	De Rosa R. (Ita) Bmw
03 Imola Circuit	Barrier S. (Fra) Bmw	Jezek O. (Cze) Duc	Savadori L. (Ita) Apr	Mercado L. (Arg) Duc
04 Donington Park			Savadori L. (Ita) Apr	De Rosa R. (Ita) Bmw
05 Misano World Circuit		Savadori L. (Ita) Kaw	Savadori L. (Ita) Apr	
07 Circuit de Nevers	Guarnoni J. (Fra) Kaw	Lussiana M. (Fra) Kaw	Guarnoni J. (Fra) Yam	
08 Circuito de Jerez	Guarnoni J. (Fra) Kaw	Mercado L. (Arg) Duc	Tamburini R. (Ita) Bmw	

2016

- 2 R. De Rosa
- 2 L. Mercado

ALL TIMES

- | | | | |
|----------------|------------------|----------------|--------------|
| 11 A. Badovini | 4 D. Petrucci | 1 V. Scatola | 1 M. Pirro |
| 10 S. Barrier | 4 J. Guarnoni | 1 F. Capriotti | 1 L. Zanetti |
| 8 X. Simeon | 3 W. Tortoroglio | 1 J. Morley | 1 K. Valk |
| 8 L. Savadori | 3 C. Burns | 1 G. Mason | |
| 7 J. Ellison | 3 D. Van | 1 C. Vermeulen | |
| 7 M. Berger | Keymeulen | 1 D. Tosolini | |
| 7 C. Corti | 3 R. Chiarello | 1 M. Heckles | |
| 5 G. Vizziello | 3 B. Staring | 1 L. Mauri | |
| 5 A. Polita | 3 R. Tamburini | 1 C. Coxhell | |
| 5 L. Mercado | 2 D. Jefferies | 1 I. Sala | |
| 4 V. Iannuzzo | 2 K. Harris | 1 M. Bauer | |
| 4 L. Alfonsi | 2 K. Sofuoglu | 1 M. Laverty | |
| 4 D. Oliver | 2 M. Baiocco | 1 M. Smrz | |
| 4 L. Lanzi | 2 L. Scassa | 1 M. Roccoli | |
| 4 M. Fabrizio | 2 N. Canepa | 1 O. Jezek | |
| 4 D. Giugliano | 2 E. La Marra | 1 M. Lussiana | |
| 4 B. Roberts | 2 R. De Rosa | 1 M. Aitchison | |

These data/results cannot be reproduced, stored and/or transmitted in whole or in part by any manner of electronic, mechanical, photocopying, recording, broadcasting or otherwise now known or herein after developed without the previous express consent by the copyright owner, except for reproduction in daily press and regular printed publications on sale to the public within 60 days of the event related to those data/results and always provided that copyright symbol appears together as follows below.

© DORNA WSBK ORGANIZATION Srl 2016

