



20/06/2016

Andrea Mantovani chiude nono a Misano nel quinto Round del Mondiale Superstock 1000.



Si è concluso ieri il 5° Round del Mondiale Superstock 1000, disputatosi presso il Circuito Marco Simoncelli di Misano Adriatico (RN) con un nono posto di Andrea a conclusione dei 15 giri del tracciato Romagnolo.



Un risultato al di sotto delle aspettative, che comunque lascia intravedere alcuni spiragli positivi in vista dei prossimi appuntamenti: 16-18 Sett. in Germania circuito di Lausitzring, 1-2 Ott. Magny Cours Francia e 15-16 Ott. Jerez Spagna.

Sin dal venerdì la squadra ha lavorato per migliorare il setting della moto, con l'obiettivo di ridurre il gap dai primi.



Il sabato delle qualifiche Andrea è riuscito ad ottenere la 7 posizione, con un tempo di 1'38"105 a poco più di 7 decimi dal poleman Faccani. È stata ad oggi la miglior qualifica 2016, considerando anche il fatto che il distacco dai primi è sceso abbondantemente sotto il secondo.

La domenica mattina nel warm up, con gomme usate, Andrea è riuscito ad abbassare nuovamente il tempo sul giro, con 1'37"898, facendo segnare il 5° miglior tempo nella classifica generale. Segno questo di un ulteriore miglioramento nella messa a punto della motocicletta.

Dopo lo spegnimento del semaforo, Andrea è passato a primo giro ottavo, facendo ben sperare di poter avere un passo per stare nel gruppo dei primi cinque, tant'è che al terzo giro aveva fatto registrare il suo best del week-end: 1'37"419. Poi nei successivi passaggi Andrea ha iniziato ad accusare lo scivolamento del pneumatico posteriore, con conseguente perdita di feeling con la moto, costringendolo a rallentare per gestire la gara fino alla fine, dove ha chiuso al nono posto. Un risultato al di sotto delle aspettative, ma che comunque ha consentito di accumulare ulteriori 7 punti nella classifica del Mondiale Superstock 1000, che lo vede mantenere la 5 posizione in classifica generale.

A fine gara Andrea ha commentato dicendo:- non sono riuscito a mantenere il passo con i primi in quanto dal quarto giro in poi, sentivo scivolare tantissimo il posteriore, ora dobbiamo lavorare per migliorare il passo gara, in quanto sul giro secco siamo riusciti ad avvicinarci molto ai tempi dei primi.

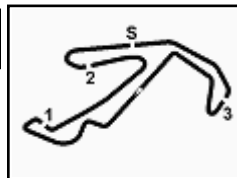
Ringrazio la squadra e tutti gli sponsor, ora ci sarà una lunga pausa prima della prossima gara a Lausitzring in Germania prevista il 18 settembre, nel frattempo cercherò di mantenermi in forma il più possibile per arrivare preparato al prossimo appuntamento. -

Cordiali Saluti

Dr. Antonio Mantovani
www.am9team.com-
3381924574
am9team@libero.it







Riviera di Rimini Round, 17-18-19 June 2016

Superstock 1000 - Results Race

Misano World Circuit 4.226 m

Laps 15 = 63,390 Km - Time Of Race 24'33.061 - Avg. 154,918 km/h

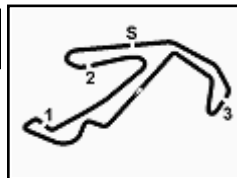
1 / 2

Pos	Race	Grid	No. Rider	Nat	Team	Bike	LL	Gap	Fastest Lap	Speed	Qualifying		Ranking		
											Time	Speed	R	Tot	Pos
1	8	144	L. MAHIAS	FRA	PATA Yamaha Official Stock Team	Yamaha YZF R1	15		1'37.288	263,4	1'38.307	256,5	25	25	11
2	4	74	K. CALIA	ITA	Nuova M2 Racing	Aprilia RSV4 RF	15	0.663	1'37.449	264,7	1'37.650	259,0	20	66	3
3	1	5	M. FACCANI	ITA	Triple-M Racing	Ducati Panigale R	15	1.082	1'37.195	259,0	1'37.321	255,9	16	29	9
4	6	54	T. RAZGATLIOGLU	TUR	Kawasaki Puccetti Racing	Kawasaki ZX-10R	15	2.786	1'37.383	262,1	1'37.786	259,0	13	34	6
5	5	2	R. TAMBURINI	ITA	Nuova M2 Racing	Aprilia RSV4 RF	15	3.451	1'37.375	266,7	1'37.732	260,2	11	33	8
6	11	70	L. VITALI	ITA	Team 2R Racing	BMW S 1000 RR	15	12.626	1'38.066	259,6	1'38.401	257,1	10	29	10
7	12	31	M. FERRARI	ITA	DMR Racing Team	BMW S 1000 RR	15	13.578	1'37.894	262,1	1'38.433	257,8	9	15	16
8	9	11	J. GUARNONI	FRA	Pedercini Racing Kawasaki	Kawasaki ZX-10R	15	14.163	1'38.439	258,4	1'38.360	254,1	8	33	7
9	7	59	A. MANTOVANI	ITA	Guandalini Racing Yamaha	Yamaha YZF R1	15	16.627	1'37.419	260,9	1'38.105	256,5	7	36	5
10	38	12	M. RINALDI	ITA	Aruba.it Racing - Junior Team	Ducati Panigale R	15	17.848	1'38.334	267,3	0.000		6	53	4
11	14	44	A. TUCCI	ITA	Berclaz Racing by MotoXracing	Yamaha YZF R1	15	18.237	1'38.506	263,4	1'38.581	257,8	5	5	27
12	10	43	F. MASSEI	ITA	Team Trasimeno	Yamaha YZF R1	15	18.557	1'38.412	257,1	1'38.400	255,9	4	17	14
13	20	16	G. BLACK	GBR	MTM / HS Kawasaki	Kawasaki ZX-10R	15	18.805	1'38.330	259,0	1'39.052	251,7	3	22	12
14	19	87	L. MARCONI	ITA	Team Trasimeno	Yamaha YZF R1	15	23.909	1'38.763	262,1	1'39.022	256,5	2	10	21
15	22	15	F. SANDI	ITA	Berclaz Racing by MotoXracing	Yamaha YZF R1	15	24.072	1'38.703	262,8	1'39.112	253,5	1	1	32
16	15	77	W. TESSELS	NED	MTM / HS Kawasaki	Kawasaki ZX-10R	15	24.743	1'38.638	257,8	1'38.695	254,7		16	15
17	16	19	J. PUFFE	GER	Agro On-Benjan-Kawasaki	Kawasaki ZX-10R	15	28.668	1'38.811	262,8	1'38.731	252,3		4	30
18	27	23	C. PONSSON	FRA	Pedercini Racing Kawasaki	Kawasaki ZX-10R	15	29.146	1'38.975	260,2	1'39.400	254,7		6	26
19	2	35	R. DE ROSA	ITA	Althea BMW Racing Team	BMW S 1000 RR	15	30.088	1'36.725	263,4	1'37.464	260,9		82	1
20	13	53	N. MORRENTINO	ITA	PATA Yamaha Official Stock Team	Yamaha YZF R1	15	30.500	1'38.612	263,4	1'38.502	256,5			
21	23	9	T. FINSTERBUSCH	GER	BCC-Racing Team	Kawasaki ZX-10R	15	30.608	1'38.905	259,0	1'39.171	255,9			
22	24	8	A. NOCCO	ITA	Team Pedercini	Kawasaki ZX-10R	15	32.668	1'38.725	257,1	1'39.326	250,0			
23	32	51	E. VIONNET	SUI	Motos Vionnet	BMW S 1000 RR	15	33.146	1'39.226	262,1	1'39.721	255,3			
24	37	32	M. MOSER	GER	Triple-M Racing	Ducati Panigale R	15	33.365	1'38.769	256,5	2'03.552	221,3		6	25
25	35	82	L. JONES	GBR	Agro On-Benjan-Kawasaki	Kawasaki ZX-10R	15	35.051	1'39.505	259,6	1'40.346	252,3		6	23
26	26	69	D. MCFADDEN	RSA	Agro On-Benjan-Kawasaki	Kawasaki ZX-10R	15	36.685	1'39.386	257,1	1'39.389	251,2			
27	29	66	D. SCHIAVONI	ITA	Team Pedercini	Kawasaki ZX-10R	15	38.417	1'39.394	256,5	1'39.488	250,0			
28	18	55	F. MARCHIONNI	ITA	Speed Action	Yamaha YZF R1	15	39.428	1'39.290	257,1	1'38.989	254,1			
29	30	91	L. OPPEDISANO	ITA	Saviofficina Racingteam	Kawasaki ZX-10R	15	43.530	1'39.704	259,6	1'39.531	252,9			
30	31	81	A. BERNARDI	ITA	FDA Racing Team	BMW S 1000 RR	15	43.546	1'39.379	261,5	1'39.556	254,1			
31	33	99	F. CAVALLI	ITA	PUNTO MOTO Corse by Clasitaly	Kawasaki ZX-10R	15	47.685	1'39.891	257,1	1'39.992	255,3			
32	34	13	F. SANCHIONI	ITA	PUNTO MOTO Corse by Clasitaly	Kawasaki ZX-10R	15	47.776	1'40.081	255,9	1'40.119	252,3			
33	36	26	M. SBAIZ	ITA	BWG Racing	Kawasaki ZX-10R	15	1'14.083	1'40.539	260,2	1'42.336	252,9			
34	28	52	G. DUWELZ	BEL	D.K. Racing	BMW S 1000 RR	15	1'29.120	1'39.406	256,5	1'39.460	251,7			
-----Not Classified-----															
RET	3	36	L. MERCADO	ARG	Aruba.it Racing - Junior Team	Ducati Panigale R	14	1 Lap	1'37.114	262,1	1'37.573	257,8		77	2
RET	17	3	S. SUCHET	SUI	Berclaz Racing by MotoXracing	Yamaha YZF R1	10	5 Laps	1'38.738	261,5	1'38.813	259,0		13	18
RET	25	58	E. PUSCEDDU	ITA	SK-Racing Team by Barni	Ducati Panigale R	8	7 Laps	1'39.171	260,2	1'39.370	254,1			
RET	21	47	R. HARTOG	NED	Team Hartog - Jenik - Against Cancer	Kawasaki ZX-10R	3	12 Laps	1'39.630	257,8	1'39.104	251,2		6	24

Start 14:21 End 14:47 The results are provisional until the end of the time limit for protests and appeals and the completion of the technical checks.

19/06/2016
These data/results cannot be reproduced, stored and/or transmitted in whole or in part by any manner of electronic, mechanical, photocopying, recording, broadcasting or otherwise now known or herein after developed without the previous express consent by the copyright owner, except for reproduction in daily press and regular printed publications on sale to the public within 60 days of the event related to those data/results and always provided that copyright symbol appears together as follows below.

© DORNA WSBK ORGANIZATION Srl 2016



Riviera di Rimini Round, 17-18-19 June 2016

Superstock 1000 - Results Race

AIR	Humidity:	62%	Temp:	22°C
TRACK	Condition:	Dry	Temp:	34°C

Fastest Lap	4° Raffaele De Rosa	1'36.725	157,287	Km/h
Lap Record:	2015 R.De Rosa	1'36.832	157,110	Km/h
Best Lap	2015 L.Savadori	1'36.384	157,840	Km/h

LAP LEADERS					
No.	Rider	From	To	Laps	Total
36	L. MERCADO	1	6	6	6
35	R. DE ROSA	7	14	8	8
144	L. MAHIAS	15	15	1	1

TOTAL LEADER LAPS		
No.	Rider	Laps
35	R. DE ROSA	35
36	L. MERCADO	22
84	R. RUSSO	2
12	M. RINALDI	1
144	L. MAHIAS	1

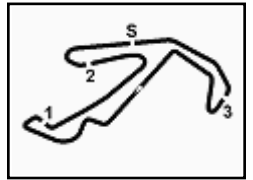
RACE HIGHLIGHTS

14.18.03		Warm-up Lap Start
14.21.11		Start
14.23.40	3 Suchet	Crashed - Turn 10
14.23.52		No Jump Start
14.23.59	3 Suchet	Re-joined
14.26.31	47 Hartog	Crashed - Turn 1
14.27.59		New Lap Record
14.33.18	52 Duwelz	Crashed - Turn 4
14.34.33	58 Pusceddu	Entered Pits
14.34.42	47 Hartog	Out
14.36.01	58 Pusceddu	Out
14.38.26	58 Pusceddu	Out
14.39.38	3 Suchet	Technical Problem - Turn 11
14.44.59	35 De Rosa	Crashed - Turn 13
14.45.00	36 Mercado	Crashed - Turn 13
14.47.06		End Of Session

19/06/2016 Start End The results are provisional until the end of the time limit for protests and appeals and the completion of the technical checks.

These data/results cannot be reproduced, stored and/or transmitted in whole or in part by any manner of electronic, mechanical, photocopying, recording, broadcasting or otherwise now known or herein after developed without the previous express consent by the copyright owner, except for reproduction in daily press and regular printed publications on sale to the public within 60 days of the event related to those data/results and always provided that copyright symbol appears together as follows below.

© DORNA WSBK ORGANIZATION Srl 2016



Misano World Circuit 4.226 m

1 / 3

Riviera di Rimini Round, 17-18-19 June 2016

Superstock 1000 - Lap Chart Race

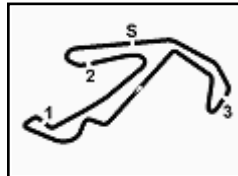
Pos	Lap														
	1	2	3	4	5	6	7	8	9	10	11	12	13	14	15
1	36	36	36	36	36	36	35	35	35	35	35	35	35	35	144
2	5	5	5	35	35	35	36	36	36	36	36	36	36	36	74
3	54	54	35	5	5	5	5	144	144	144	144	144	144	144	5
4	144	144	144	144	144	144	144	5	5	5	5	5	5	74	54
5	35	35	54	54	54	54	54	54	74	74	74	74	74	74	5
6	74	74	74	74	74	74	74	74	54	2	2	2	2	54	70
7	2	2	2	2	2	2	2	2	2	54	54	54	54	2	31
8	59	59	59	59	59	59	59	59	59	59	70	70	70	70	11
9	11	11	31	31	31	31	31	31	70	70	59	59	59	31	59
10	70	31	11	11	11	70	70	70	11	11	11	11	11	11	12
11	31	70	70	70	70	11	11	11	31	31	31	31	31	59	44
12	16	16	16	16	16	16	16	16	12	12	12	12	12	12	43
13	43	43	43	43	43	44	44	12	16	16	16	16	16	44	16
14	3	44	44	44	44	12	12	44	44	44	44	44	44	16	87
15	44	87	87	12	12	43	43	43	43	43	43	43	43	43	15
16	19	12	12	87	87	87	87	87	87	87	87	87	87	87	77
17	87	19	15	15	15	15	15	15	15	15	15	15	15	15	19
18	15	15	47	53	53	53	53	77	77	77	77	77	77	77	23
19	12	47	53	77	77	77	77	53	53	53	19	19	19	19	35
20	47	23	19	19	19	19	19	19	19	19	53	53	53	53	53
21	23	53	77	58	58	23	23	9	9	23	23	23	23	23	9
22	77	77	23	23	23	9	9	23	23	9	9	9	9	9	8
23	53	58	58	9	9	51	51	51	51	51	51	51	51	51	51
24	58	9	9	51	51	58	55	55	55	55	8	8	8	8	32
25	9	51	51	55	55	55	82	82	82	8	82	82	32	32	82
26	8	82	82	82	82	66	58	8	8	82	55	32	82	82	69
27	51	66	55	66	66	82	8	69	32	32	32	55	55	69	66
28	82	55	69	69	69	32	69	32	69	69	69	69	69	55	55
29	55	69	66	32	32	69	32	66	66	66	66	66	66	66	91
30	66	99	99	99	8	8	66	99	91	91	91	91	91	91	81
31	69	32	32	8	99	52	52	91	99	99	99	99	81	81	99
32	91	13	81	81	81	99	99	81	81	81	81	81	81	99	13
33	99	52	13	52	52	81	91	13	13	13	13	13	13	13	26
34	32	81	8	13	91	91	81	26	26	26	26	26	26	26	52
35	13	26	52	91	13	13	13	3	3	3	52	52	52	52	
36	52	91	91	26	26	26	26	58	52	52					
37	26	8	26	3	3	3	3	52							
38	81	3	3												

Final Result		
1	144 L. MAHIAS	Laps 15
2	74 K. CALIA	0.663
3	5 M. FACCANI	1.082
4	54 T. RAZGATLIOGLU	2.786
5	2 R. TAMBURINI	3.451
6	70 L. VITALI	12.626
7	31 M. FERRARI	13.578
8	11 J. GUARNONI	14.163
9	59 A. MANTOVANI	16.627
10	12 M. RINALDI	17.848
11	44 A. TUCCI	18.237
12	43 F. MASSEI	18.557
13	16 G. BLACK	18.805
14	87 L. MARCONI	23.909
15	15 F. SANDI	24.072
16	77 W. TESSELS	24.743
17	19 J. PUFFE	28.668
18	23 C. PUSSESSON	29.146
19	35 R. DE ROSA	30.088
20	53 N. MORRENTINO	30.500
21	9 T. FINSTERBUSCH	30.608
22	8 A. NOCCO	32.668
23	51 E. VIONNET	33.146
24	32 M. MOSER	33.365
25	82 L. JONES	35.051
26	69 D. MCFADDEN	36.685
27	66 D. SCHIAVONI	38.417
28	55 F. MARCHIONNI	39.428
29	91 L. OPPEDISANO	43.530
30	81 A. BERNARDI	43.546
31	99 F. CAVALLI	47.685
32	13 F. SANCHIONI	47.776
33	26 M. SBAIZ	1'14.083
34	52 G. DUWELZ	1'29.120
RET	36 L. MERCADO	1 Lap
RET	3 S. SUCHET	5 Laps
RET	58 E. PUSCEDDU	7 Laps
RET	47 R. HARTOG	12 Laps

These data/results cannot be reproduced, stored and/or transmitted in whole or in part by any manner of electronic, mechanical, photocopying, recording, broadcasting or otherwise now known or herein after developed without the previous express consent by the copyright owner, except for reproduction in daily press and regular printed publications on sale to the public within 60 days of the event related to those data/results and always provided that copyright symbol appears together as follows below.

© DORNA WSBK ORGANIZATION Srl 2016





Riviera di Rimini Round, 17-18-19 June 2016

Superstock 1000 - Lap Chart Race

Misano World Circuit 4.226 m

2 / 3

Lap 1

1	36 L.Mercado (ARG)	
2	5 M.Faccani (ITA)	0.755
3	54 T.Razgatioglu (TUR)	1.241
4	144 L.Mahias (FRA)	1.572
5	35 R.De Rosa (ITA)	1.898
6	74 K.Calia (ITA)	1.988
7	2 R.Tamburini (ITA)	2.350
8	59 A.Mantovani (ITA)	2.767
9	11 J.Guarnoni (FRA)	3.029
10	70 L.Vitali (ITA)	3.202
11	31 M.Ferrari (ITA)	3.291
12	16 G.Black (GBR)	4.425
13	43 F.Massei (ITA)	4.672
14	3 S.Suchet (SUI)	4.695
15	44 A.Tucci (ITA)	5.142
16	19 J.Puffe (GER)	5.450
17	87 L.Marconi (ITA)	5.654
18	15 F.Sandi (ITA)	5.811
19	12 M.Rinaldi (ITA)	6.260
20	47 R.Hartog (NED)	6.435
21	23 C.Ponsson (FRA)	6.873
22	77 W.Tessels (NED)	6.963
23	53 N.Morrentino (ITA)	7.006
24	58 E.Pusceddu (ITA)	7.079
25	9 T.Finsterbusch (GER)	7.347
26	8 A.Nocco (ITA)	7.496
27	51 E.Vionnet (SUI)	8.007
28	82 L.Jones (GBR)	8.375
29	55 F.Marchionni (ITA)	8.493
30	66 D.Schiavoni (ITA)	8.631
31	69 D.McFadden (RSA)	8.907
32	91 L.Oppedisano (ITA)	9.088
33	99 F.Cavalli (ITA)	9.419
34	32 M.Moser (GER)	9.651
35	13 F.Sanchioni (ITA)	9.894
36	52 G.Duwelz (BEL)	9.995
37	26 M.Sbaiz (ITA)	10.275
38	81 A.Bernardi (ITA)	10.572

36	91 L.Oppedisano (ITA)	15.373
37	8 A.Nocco (ITA)	15.506
38	3 S.Suchet (SUI)	30.679

Lap 3

1	36 L.Mercado (ARG)	
2	5 M.Faccani (ITA)	0.915
3	35 R.De Rosa (ITA)	1.805
4	144 L.Mahias (FRA)	2.023
5	54 T.Razgatioglu (TUR)	2.334
6	74 K.Calia (ITA)	2.847
7	2 R.Tamburini (ITA)	3.155
8	59 A.Mantovani (ITA)	3.699
9	31 M.Ferrari (ITA)	5.378
10	11 J.Guarnoni (FRA)	5.580
11	70 L.Vitali (ITA)	6.011
12	16 G.Black (GBR)	7.902
13	43 F.Massei (ITA)	8.269
14	44 A.Tucci (ITA)	8.657
15	87 L.Marconi (ITA)	9.283
16	12 M.Rinaldi (ITA)	9.475
17	15 F.Sandi (ITA)	10.225
18	47 R.Hartog (NED)	11.264
19	53 N.Morrentino (ITA)	11.500
20	19 J.Puffe (GER)	12.036
21	77 W.Tessels (NED)	12.153
22	23 C.Ponsson (FRA)	12.310
23	58 E.Pusceddu (ITA)	12.403
24	9 T.Finsterbusch (GER)	13.078
25	51 E.Vionnet (SUI)	13.630
26	82 L.Jones (GBR)	13.939
27	55 F.Marchionni (ITA)	14.114
28	69 D.McFadden (RSA)	14.678
29	66 D.Schiavoni (ITA)	14.783
30	99 F.Cavalli (ITA)	15.807
31	32 M.Moser (GER)	15.911
32	81 A.Bernardi (ITA)	17.877
33	13 F.Sanchioni (ITA)	18.167
34	8 A.Nocco (ITA)	18.371
35	52 G.Duwelz (BEL)	18.445
36	91 L.Oppedisano (ITA)	18.824
37	26 M.Sbaiz (ITA)	18.979
38	3 S.Suchet (SUI)	32.044

Lap 4

1	36 L.Mercado (ARG)	1.071
2	35 R.De Rosa (ITA)	1.358
3	5 M.Faccani (ITA)	1.890
4	144 L.Mahias (FRA)	2.490
5	54 T.Razgatioglu (TUR)	2.837
6	74 K.Calia (ITA)	3.184
7	2 R.Tamburini (ITA)	4.438
8	59 A.Mantovani (ITA)	5.813
9	31 M.Ferrari (ITA)	6.644
10	11 J.Guarnoni (FRA)	6.843
11	70 L.Vitali (ITA)	9.133
12	16 G.Black (GBR)	9.576
13	43 F.Massei (ITA)	9.778
14	44 A.Tucci (ITA)	10.398
15	12 M.Rinaldi (ITA)	11.409
16	87 L.Marconi (ITA)	11.569
17	15 F.Sandi (ITA)	12.653
18	53 N.Morrentino (ITA)	13.639
19	77 W.Tessels (NED)	14.066
20	19 J.Puffe (GER)	14.598
21	58 E.Pusceddu (ITA)	15.312
22	23 C.Ponsson (FRA)	15.616
23	9 T.Finsterbusch (GER)	15.945
24	51 E.Vionnet (SUI)	16.335
25	55 F.Marchionni (ITA)	17.073
26	82 L.Jones (GBR)	17.702
27	66 D.Schiavoni (ITA)	18.618
28	69 D.McFadden (RSA)	18.895
29	32 M.Moser (GER)	20.341
30	99 F.Cavalli (ITA)	
31	8 A.Nocco (ITA)	

32	81 A.Bernardi (ITA)	20.467
33	52 G.Duwelz (BEL)	20.787
34	13 F.Sanchioni (ITA)	21.345
35	91 L.Oppedisano (ITA)	21.712
36	26 M.Sbaiz (ITA)	22.712
37	3 S.Suchet (SUI)	33.372

Lap 5

1	36 L.Mercado (ARG)	
2	35 R.De Rosa (ITA)	0.530
3	5 M.Faccani (ITA)	1.455
4	144 L.Mahias (FRA)	2.099
5	54 T.Razgatioglu (TUR)	2.980
6	74 K.Calia (ITA)	3.143
7	2 R.Tamburini (ITA)	3.458
8	59 A.Mantovani (ITA)	5.500
9	31 M.Ferrari (ITA)	6.514
10	11 J.Guarnoni (FRA)	7.690
11	70 L.Vitali (ITA)	7.840
12	16 G.Black (GBR)	10.067
13	43 F.Massei (ITA)	10.925
14	44 A.Tucci (ITA)	11.246
15	12 M.Rinaldi (ITA)	11.585
16	87 L.Marconi (ITA)	12.776
17	15 F.Sandi (ITA)	12.911
18	53 N.Morrentino (ITA)	14.076
19	77 W.Tessels (NED)	14.881
20	19 J.Puffe (GER)	15.507
21	58 E.Pusceddu (ITA)	16.373
22	23 C.Ponsson (FRA)	16.673
23	9 T.Finsterbusch (GER)	16.821
24	51 E.Vionnet (SUI)	17.792
25	55 F.Marchionni (ITA)	18.066
26	82 L.Jones (GBR)	18.566
27	66 D.Schiavoni (ITA)	19.071
28	69 D.McFadden (RSA)	19.692
29	32 M.Moser (GER)	20.017
30	8 A.Nocco (ITA)	22.150
31	99 F.Cavalli (ITA)	22.187
32	81 A.Bernardi (ITA)	22.497
33	52 G.Duwelz (BEL)	22.797
34	91 L.Oppedisano (ITA)	24.310
35	13 F.Sanchioni (ITA)	24.660
36	26 M.Sbaiz (ITA)	26.501
37	3 S.Suchet (SUI)	35.429

Lap 6

1	36 L.Mercado (ARG)	
2	35 R.De Rosa (ITA)	0.375
3	5 M.Faccani (ITA)	1.909
4	144 L.Mahias (FRA)	2.235
5	54 T.Razgatioglu (TUR)	3.654
6	74 K.Calia (ITA)	3.708
7	2 R.Tamburini (ITA)	3.930
8	59 A.Mantovani (ITA)	6.993
9	31 M.Ferrari (ITA)	7.688
10	70 L.Vitali (ITA)	9.381
11	11 J.Guarnoni (FRA)	9.469
12	16 G.Black (GBR)	11.527
13	44 A.Tucci (ITA)	12.744
14	12 M.Rinaldi (ITA)	13.153
15	43 F.Massei (ITA)	13.235
16	87 L.Marconi (ITA)	14.334
17	15 F.Sandi (ITA)	14.503
18	53 N.Morrentino (ITA)	15.883
19	77 W.Tessels (NED)	16.370
20	19 J.Puffe (GER)	17.168
21	23 C.Ponsson (FRA)	19.060
22	9 T.Finsterbusch (GER)	19.465
23	51 E.Vionnet (SUI)	20.566
24	58 E.Pusceddu (ITA)	20.800
25	55 F.Marchionni (ITA)	20.959
26	66 D.Schiavoni (ITA)	21.290
27	82 L.Jones (GBR)	21.323
28	32 M.Moser (GER)	21.594
29	69 D.McFadden (RSA)	22.146

Lap 7

1	35 R.De Rosa (ITA)	
2	36 L.Mercado (ARG)	0.170
3	5 M.Faccani (ITA)	1.678
4	144 L.Mahias (FRA)	2.107
5	54 T.Razgatioglu (TUR)	3.666
6	74 K.Calia (ITA)	3.699
7	2 R.Tamburini (ITA)	4.028
8	59 A.Mantovani (ITA)	7.785
9	31 M.Ferrari (ITA)	8.164
10	70 L.Vitali (ITA)	9.576
11	11 J.Guarnoni (FRA)	10.037
12	16 G.Black (GBR)	12.379
13	44 A.Tucci (ITA)	13.613
14	12 M.Rinaldi (ITA)	13.848
15	43 F.Massei (ITA)	14.407
16	87 L.Marconi (ITA)	15.274
17	15 F.Sandi (ITA)	15.430
18	53 N.Morrentino (ITA)	17.049
19	77 W.Tessels (NED)	17.247
20	19 J.Puffe (GER)	18.108
21	23 C.Ponsson (FRA)	20.757
22	9 T.Finsterbusch (GER)	20.892
23	51 E.Vionnet (SUI)	22.254
24	55 F.Marchionni (ITA)	22.892
25	82 L.Jones (GBR)	23.169
26	58 E.Pusceddu (ITA)	24.984
27	8 A.Nocco (ITA)	25.169
28	69 D.McFadden (RSA)	25.441
29	32 M.Moser (GER)	25.567
30	66 D.Schiavoni (ITA)	26.482
31	52 G.Duwelz (BEL)	27.395
32	99 F.Cavalli (ITA)	28.220
33	91 L.Oppedisano (ITA)	28.825
34	81 A.Bernardi (ITA)	29.011
35	13 F.Sanchioni (ITA)	29.740
36	26 M.Sbaiz (ITA)	33.676
37	3 S.Suchet (SUI)	39.128

Lap 8

1	35 R.De Rosa (ITA)	
2	36 L.Mercado (ARG)	0.490
3	144 L.Mahias (FRA)	2.915
4	5 M.Faccani (ITA)	3.218
5	54 T.Razgatioglu (TUR)	4.052
6	74 K.Calia (ITA)	4.091
7	2 R.Tamburini (ITA)	4.656
8	59 A.Mantovani (ITA)	9.359
9	31 M.Ferrari (ITA)	9.460
10	70 L.Vitali (ITA)	10.425
11	11 J.Guarnoni (FRA)	11.081
12	16 G.Black (GBR)	14.397
13	12 M.Rinaldi (ITA)	14.979
14	44 A.Tucci (ITA)	15.137
15	43 F.Massei (ITA)	15.403
16	87 L.Marconi (ITA)	16.947
17	15 F.Sandi (ITA)	17.598
18	77 W.Tessels (NED)	18.829
19	53 N.Morrentino (ITA)	19.141
20	19 J.Puffe (GER)	19.765
21	9 T.Finsterbusch (GER)	23.030
22	23 C.Ponsson (FRA)	23.191
23	51 E.Vionnet (SUI)	24.069
24	55 F.Marchionni (ITA)	24.989
25	82 L.Jones (GBR)	25.258
26	8 A.Nocco (ITA)	26.658
27	69 D.McFadden (RSA)	27.862

These data/results cannot be reproduced, stored and/or transmitted in whole or in part by any manner of electronic, mechanical, photocopying, recording, broadcasting or otherwise now known or herein after developed without the previous express consent by the copyright owner, except for reproduction in daily press and regular printed publications on sale to the public within 60 days of the event related to those data/results and always provided that copyright symbol appears together as follows below.

© DORNA WSBK ORGANIZATION Srl 2016





Riviera di Rimini Round, 17-18-19 June 2016

Superstock 1000 - Lap Chart Race

Misano World Circuit 4.226 m

3 / 3

28	32 M. Moser (GER)	28.055	27	32 M. Moser (GER)	31.540	28	69 D. McFadden (RSA)	37.000	30	91 L. Oppedisano (ITA)	47.343
29	66 D. Schiavoni (ITA)	28.832	28	69 D. McFadden (RSA)	32.762	29	66 D. Schiavoni (ITA)	38.052	31	81 A. Bernardi (ITA)	47.749
30	99 F. Cavalli (ITA)	30.915	29	66 D. Schiavoni (ITA)	33.428	30	91 L. Oppedisano (ITA)	42.145	32	99 F. Cavalli (ITA)	50.558
31	91 L. Oppedisano (ITA)	31.353	30	91 L. Oppedisano (ITA)	36.235	31	99 F. Cavalli (ITA)	43.729	33	13 F. Sanchioni (ITA)	51.609
32	81 A. Bernardi (ITA)	31.696	31	99 F. Cavalli (ITA)	36.963	32	81 A. Bernardi (ITA)	43.769	34	26 M. Sbaiz (ITA)	1'13.024
33	13 F. Sanchioni (ITA)	33.275	32	81 A. Bernardi (ITA)	37.078	33	13 F. Sanchioni (ITA)	46.116	35	52 G. Duwelz (BEL)	1'31.964
34	26 M. Sbaiz (ITA)	38.257	33	13 F. Sanchioni (ITA)	39.577	34	26 M. Sbaiz (ITA)	1'00.091			
35	3 S. Suchet (SUI)	41.230	34	26 M. Sbaiz (ITA)	45.454	35	52 G. Duwelz (BEL)	1'26.809			
36	58 E. Pusceddu (ITA)	49.443	35	3 S. Suchet (SUI)	45.518						
37	52 G. Duwelz (BEL)	1'12.103	36	52 G. Duwelz (BEL)	1'18.478						

Lap 9

1	35 R. De Rosa (ITA)	
2	36 L. Mercado (ARG)	0.222
3	144 L. Mahias (FRA)	3.082
4	5 M. Faccani (ITA)	3.635
5	74 K. Callia (ITA)	4.333
6	54 T. Razgatlioglu (TUR)	4.746
7	2 R. Tamburini (ITA)	5.055
8	59 A. Mantovani (ITA)	10.943
9	70 L. Vitali (ITA)	11.324
10	11 J. Guarnoni (FRA)	12.156
11	31 M. Ferrari (ITA)	13.272
12	12 M. Rinaldi (ITA)	16.031
13	16 G. Black (GBR)	16.325
14	44 A. Tucci (ITA)	16.497
15	43 F. Massei (ITA)	16.844
16	87 L. Marconi (ITA)	18.539
17	15 F. Sandi (ITA)	18.744
18	77 W. Tessels (NED)	19.997
19	53 N. Morrentino (ITA)	21.010
20	19 J. Puffe (GER)	21.358
21	9 T. Finsterbusch (GER)	25.238
22	23 C. Ponsson (FRA)	25.375
23	51 E. Vionnet (SUI)	26.073
24	55 F. Marchionni (ITA)	27.299
25	82 L. Jones (GBR)	27.381
26	8 A. Nocco (ITA)	27.826
27	32 M. Moser (GER)	29.696
28	69 D. McFadden (RSA)	30.429
29	66 D. Schiavoni (ITA)	31.021
30	91 L. Oppedisano (ITA)	33.715
31	99 F. Cavalli (ITA)	34.018
32	81 A. Bernardi (ITA)	34.363
33	13 F. Sanchioni (ITA)	36.076
34	26 M. Sbaiz (ITA)	41.239
35	3 S. Suchet (SUI)	43.147
36	52 G. Duwelz (BEL)	1'15.085

Lap 11

1	35 R. De Rosa (ITA)	
2	36 L. Mercado (ARG)	0.186
3	144 L. Mahias (FRA)	3.795
4	5 M. Faccani (ITA)	4.421
5	74 K. Callia (ITA)	4.855
6	2 R. Tamburini (ITA)	5.943
7	54 T. Razgatlioglu (TUR)	6.856
8	70 L. Vitali (ITA)	13.839
9	59 A. Mantovani (ITA)	14.120
10	11 J. Guarnoni (FRA)	14.616
11	31 M. Ferrari (ITA)	15.248
12	12 M. Rinaldi (ITA)	18.485
13	16 G. Black (GBR)	19.031
14	44 A. Tucci (ITA)	19.260
15	43 F. Massei (ITA)	19.569
16	87 L. Marconi (ITA)	21.549
17	15 F. Sandi (ITA)	22.687
18	77 W. Tessels (NED)	23.726
19	19 J. Puffe (GER)	25.584
20	53 N. Morrentino (ITA)	25.908
21	23 C. Ponsson (FRA)	29.395
22	9 T. Finsterbusch (GER)	29.889
23	51 E. Vionnet (SUI)	30.363
24	8 A. Nocco (ITA)	31.373
25	82 L. Jones (GBR)	32.155
26	55 F. Marchionni (ITA)	32.836
27	32 M. Moser (GER)	32.964
28	69 D. McFadden (RSA)	34.872
29	66 D. Schiavoni (ITA)	35.648
30	91 L. Oppedisano (ITA)	39.189
31	99 F. Cavalli (ITA)	40.095
32	81 A. Bernardi (ITA)	40.304
33	13 F. Sanchioni (ITA)	42.787
34	26 M. Sbaiz (ITA)	52.964
35	52 G. Duwelz (BEL)	1'24.395

Lap 13

1	35 R. De Rosa (ITA)	
2	36 L. Mercado (ARG)	0.346
3	144 L. Mahias (FRA)	3.981
4	5 M. Faccani (ITA)	5.499
5	74 K. Callia (ITA)	5.655
6	2 R. Tamburini (ITA)	7.784
7	54 T. Razgatlioglu (TUR)	8.014
8	70 L. Vitali (ITA)	16.414
9	59 A. Mantovani (ITA)	17.339
10	11 J. Guarnoni (FRA)	17.492
11	31 M. Ferrari (ITA)	17.574
12	12 M. Rinaldi (ITA)	21.177
13	16 G. Black (GBR)	21.717
14	44 A. Tucci (ITA)	22.083
15	43 F. Massei (ITA)	22.280
16	87 L. Marconi (ITA)	25.420
17	15 F. Sandi (ITA)	26.578
18	77 W. Tessels (NED)	27.479
19	19 J. Puffe (GER)	29.880
20	53 N. Morrentino (ITA)	31.120
21	23 C. Ponsson (FRA)	32.363
22	9 T. Finsterbusch (GER)	33.027
23	51 E. Vionnet (SUI)	34.375
24	8 A. Nocco (ITA)	34.577
25	32 M. Moser (GER)	35.877
26	82 L. Jones (GBR)	36.929
27	55 F. Marchionni (ITA)	39.106
28	69 D. McFadden (RSA)	39.220
29	66 D. Schiavoni (ITA)	40.178
30	91 L. Oppedisano (ITA)	44.710
31	81 A. Bernardi (ITA)	46.083
32	99 F. Cavalli (ITA)	47.282
33	13 F. Sanchioni (ITA)	49.131
34	26 M. Sbaiz (ITA)	1'06.708
35	52 G. Duwelz (BEL)	1'29.660

Lap 14

1	35 R. De Rosa (ITA)	
2	36 L. Mercado (ARG)	0.161
3	144 L. Mahias (FRA)	4.231
4	74 K. Callia (ITA)	6.153
5	5 M. Faccani (ITA)	6.404
6	54 T. Razgatlioglu (TUR)	8.655
7	2 R. Tamburini (ITA)	8.907
8	70 L. Vitali (ITA)	17.669
9	31 M. Ferrari (ITA)	18.868
10	11 J. Guarnoni (FRA)	19.058
11	59 A. Mantovani (ITA)	20.929
12	12 M. Rinaldi (ITA)	22.640
13	44 A. Tucci (ITA)	22.947
14	16 G. Black (GBR)	23.283
15	43 F. Massei (ITA)	23.547
16	87 L. Marconi (ITA)	27.533
17	15 F. Sandi (ITA)	27.919
18	77 W. Tessels (NED)	28.951
19	19 J. Puffe (GER)	32.175
20	53 N. Morrentino (ITA)	33.510
21	23 C. Ponsson (FRA)	33.663
22	9 T. Finsterbusch (GER)	34.894
23	51 E. Vionnet (SUI)	36.488
24	8 A. Nocco (ITA)	36.594
25	32 M. Moser (GER)	36.933
26	82 L. Jones (GBR)	38.938
27	69 D. McFadden (RSA)	41.127
28	55 F. Marchionni (ITA)	42.255
29	66 D. Schiavoni (ITA)	42.423

Lap 10

1	35 R. De Rosa (ITA)	
2	36 L. Mercado (ARG)	0.238
3	144 L. Mahias (FRA)	3.428
4	5 M. Faccani (ITA)	4.064
5	74 K. Callia (ITA)	4.396
6	2 R. Tamburini (ITA)	5.622
7	54 T. Razgatlioglu (TUR)	6.136
8	59 A. Mantovani (ITA)	12.525
9	70 L. Vitali (ITA)	12.772
10	11 J. Guarnoni (FRA)	13.525
11	31 M. Ferrari (ITA)	14.219
12	12 M. Rinaldi (ITA)	17.263
13	16 G. Black (GBR)	17.779
14	44 A. Tucci (ITA)	17.991
15	43 F. Massei (ITA)	18.322
16	87 L. Marconi (ITA)	19.922
17	15 F. Sandi (ITA)	20.579
18	77 W. Tessels (NED)	21.497
19	53 N. Morrentino (ITA)	23.297
20	19 J. Puffe (GER)	23.461
21	23 C. Ponsson (FRA)	27.588
22	9 T. Finsterbusch (GER)	27.937
23	51 E. Vionnet (SUI)	28.349
24	55 F. Marchionni (ITA)	29.646
25	8 A. Nocco (ITA)	29.682
26	82 L. Jones (GBR)	29.984

Lap 12

1	35 R. De Rosa (ITA)	
2	36 L. Mercado (ARG)	0.450
3	144 L. Mahias (FRA)	3.947
4	5 M. Faccani (ITA)	4.907
5	74 K. Callia (ITA)	5.374
6	2 R. Tamburini (ITA)	6.990
7	54 T. Razgatlioglu (TUR)	7.530
8	70 L. Vitali (ITA)	15.005
9	59 A. Mantovani (ITA)	15.844
10	11 J. Guarnoni (FRA)	15.989
11	31 M. Ferrari (ITA)	16.286
12	12 M. Rinaldi (ITA)	20.012
13	16 G. Black (GBR)	20.159
14	44 A. Tucci (ITA)	20.499
15	43 F. Massei (ITA)	20.950
16	87 L. Marconi (ITA)	23.160
17	15 F. Sandi (ITA)	24.894
18	77 W. Tessels (NED)	25.642
19	19 J. Puffe (GER)	27.818
20	53 N. Morrentino (ITA)	28.658
21	23 C. Ponsson (FRA)	31.025
22	9 T. Finsterbusch (GER)	31.659
23	51 E. Vionnet (SUI)	32.123
24	8 A. Nocco (ITA)	32.865
25	82 L. Jones (GBR)	34.391
26	32 M. Moser (GER)	34.512
27	55 F. Marchionni (ITA)	36.188

These data/results cannot be reproduced, stored and/or transmitted in whole or in part by any manner of electronic, mechanical, photocopying, recording, broadcasting or otherwise now known or herein after developed without the previous express consent by the copyright owner, except for reproduction in daily press and regular printed publications on sale to the public within 60 days of the event related to those data/results and always provided that copyright symbol appears together as follows below.

© DORNA WSBK ORGANIZATION Srl 2016

Riviera di Rimini Round, 17-18-19 June 2016

Superstock 1000 - Best Sector & Speed Race

Misano World Circuit 4.226 m

Results

Pos	Rank	Name	Team	Laps
1	144	L. MAHIAS	Yamaha YZF R1	15
2	74	K. CALIA	Aprilia RSV4 RF	0.663
3	5	M. FACCANI	Ducati Panigale R	1.082
4	54	T. RAZGATLIOGLU	Kawasaki ZX-10R	2.786
5	2	R. TAMBURINI	Aprilia RSV4 RF	3.451
6	70	L. VITALI	BMW S 1000 RR	12.626
7	31	M. FERRARI	BMW S 1000 RR	13.578
8	11	J. GUARNONI	Kawasaki ZX-10R	14.163
9	59	A. MANTOVANI	Yamaha YZF R1	16.627
10	12	M. RINALDI	Ducati Panigale R	17.848
11	44	A. TUCCI	Yamaha YZF R1	18.237
12	43	F. MASSEI	Yamaha YZF R1	18.557
13	16	G. BLACK	Kawasaki ZX-10R	18.805
14	87	L. MARCONI	Yamaha YZF R1	23.909
15	15	F. SANDI	Yamaha YZF R1	24.072
16	77	W. TESSELS	Kawasaki ZX-10R	24.743
17	19	J. PUFFE	Kawasaki ZX-10R	28.668
18	23	C. PONSSON	Kawasaki ZX-10R	29.146
19	35	R. DE ROSA	BMW S 1000 RR	30.088
20	53	N. MORRENTINO	Yamaha YZF R1	30.500
21	9	T. FINSTERBUSCH	Kawasaki ZX-10R	30.608
22	8	A. NOCCO	Kawasaki ZX-10R	32.668
23	51	E. VIONNET	BMW S 1000 RR	33.146
24	32	M. MOSER	Ducati Panigale R	33.365
25	82	L. JONES	Kawasaki ZX-10R	35.051
26	69	D. MCFADDEN	Kawasaki ZX-10R	36.685
27	66	D. SCHIAVONI	Kawasaki ZX-10R	38.417
28	55	F. MARCHIONNI	Yamaha YZF R1	39.428
29	91	L. OPPEDISANO	Kawasaki ZX-10R	43.530
30	81	A. BERNARDI	BMW S 1000 RR	43.546
31	99	F. CAVALLI	Kawasaki ZX-10R	47.685
32	13	F. SANCHIONI	Kawasaki ZX-10R	47.776
33	26	M. SBAIZ	Kawasaki ZX-10R	1'14.083
34	52	G. DUWELZ	BMW S 1000 RR	1'29.120
RET	36	L. MERCADO	Ducati Panigale R	1 Lap
RET	3	S. SUCHET	Yamaha YZF R1	5 Laps
RET	58	E. PUSCEDDU	Ducati Panigale R	7 Laps
RET	47	R. HARTOG	Kawasaki ZX-10R	12 Laps

Best Sector & Speed

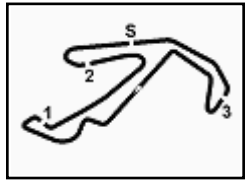
Pos	Rank	Name	Team	Time
1	12	M. RINALDI	Ducati Panigale R	267.3
2	2	R. TAMBURINI	Aprilia RSV4 RF	266.7
3	74	K. CALIA	Aprilia RSV4 RF	264.7
4	144	L. MAHIAS	Yamaha YZF R1	263.4
5	44	A. TUCCI	Yamaha YZF R1	263.4
6	35	R. DE ROSA	BMW S 1000 RR	263.4
7	53	N. MORRENTINO	Yamaha YZF R1	263.4
8	19	J. PUFFE	Kawasaki ZX-10R	262.8
9	15	F. SANDI	Yamaha YZF R1	262.8
10	31	M. FERRARI	BMW S 1000 RR	262.1
11	36	L. MERCADO	Ducati Panigale R	262.1
12	51	E. VIONNET	BMW S 1000 RR	262.1
13	54	T. RAZGATLIOGLU	Kawasaki ZX-10R	262.1
14	87	L. MARCONI	Yamaha YZF R1	262.1
15	3	S. SUCHET	Yamaha YZF R1	261.5
16	81	A. BERNARDI	BMW S 1000 RR	261.5
17	59	A. MANTOVANI	Yamaha YZF R1	260.9
18	26	M. SBAIZ	Kawasaki ZX-10R	260.2
19	23	C. PONSSON	Kawasaki ZX-10R	260.2
20	58	E. PUSCEDDU	Ducati Panigale R	260.2
21	91	L. OPPEDISANO	Kawasaki ZX-10R	259.6
22	70	L. VITALI	BMW S 1000 RR	259.6
23	82	L. JONES	Kawasaki ZX-10R	259.6
24	16	G. BLACK	Kawasaki ZX-10R	259.0
25	5	M. FACCANI	Ducati Panigale R	259.0
26	9	T. FINSTERBUSCH	Kawasaki ZX-10R	259.0
27	11	J. GUARNONI	Kawasaki ZX-10R	258.4
28	47	R. HARTOG	Kawasaki ZX-10R	257.8
29	77	W. TESSELS	Kawasaki ZX-10R	257.8
30	43	F. MASSEI	Yamaha YZF R1	257.1
31	99	F. CAVALLI	Kawasaki ZX-10R	257.1
32	8	A. NOCCO	Kawasaki ZX-10R	257.1
33	69	D. MCFADDEN	Kawasaki ZX-10R	257.1
34	55	F. MARCHIONNI	Yamaha YZF R1	257.1
35	66	D. SCHIAVONI	Kawasaki ZX-10R	256.5
36	52	G. DUWELZ	BMW S 1000 RR	256.5
37	32	M. MOSER	Ducati Panigale R	256.5
38	13	F. SANCHIONI	Kawasaki ZX-10R	255.9

Seg. 1		Seg. 2		Seg. 3		Seg. 4		Seg. 5						
1	35 R. DE ROSA	26.640	1	35 R. DE ROSA	21.824	1	35 R. DE ROSA	13.309	1	31 M. FERRARI	12.889	1	36 L. MERCADO	21.634
2	59 A. MANTOVANI	26.788	2	74 K. CALIA	21.925	2	144 L. MAHIAS	13.332	2	36 L. MERCADO	12.971	2	5 M. FACCANI	21.686
3	144 L. MAHIAS	26.805	3	2 R. TAMBURINI	21.944	3	2 R. TAMBURINI	13.348	3	53 N. MORRENTINO	13.050	3	35 R. DE ROSA	21.703
4	5 M. FACCANI	26.814	4	36 L. MERCADO	21.949	4	54 T. RAZGATLIOGLU	13.374	4	54 T. RAZGATLIOGLU	13.065	4	74 K. CALIA	21.723
5	36 L. MERCADO	26.847	5	5 M. FACCANI	21.959	5	59 A. MANTOVANI	13.384	5	144 L. MAHIAS	13.065	5	2 R. TAMBURINI	21.733
6	8 A. NOCCO	26.934	6	144 L. MAHIAS	22.014	6	36 L. MERCADO	13.397	6	35 R. DE ROSA	13.069	6	144 L. MAHIAS	21.764
7	54 T. RAZGATLIOGLU	26.935	7	54 T. RAZGATLIOGLU	22.073	7	44 A. TUCCI	13.415	7	19 J. PUFFE	13.077	7	54 T. RAZGATLIOGLU	21.806
8	74 K. CALIA	26.945	8	12 M. RINALDI	22.131	8	12 M. RINALDI	13.437	8	77 W. TESSELS	13.090	8	16 G. BLACK	21.854
9	70 L. VITALI	26.949	9	59 A. MANTOVANI	22.136	9	31 M. FERRARI	13.448	9	23 C. PONSSON	13.100	9	59 A. MANTOVANI	21.860
10	2 R. TAMBURINI	27.032	10	31 M. FERRARI	22.169	10	82 L. JONES	13.455	10	5 M. FACCANI	13.111	10	11 J. GUARNONI	21.894
11	11 J. GUARNONI	27.062	11	70 L. VITALI	22.214	11	70 L. VITALI	13.467	11	74 K. CALIA	13.141	11	31 M. FERRARI	21.898
12	87 L. MARCONI	27.117	12	44 A. TUCCI	22.232	12	74 K. CALIA	13.468	12	70 L. VITALI	13.142	12	44 A. TUCCI	21.918
13	12 M. RINALDI	27.153	13	32 M. MOSER	22.245	13	11 J. GUARNONI	13.473	13	12 M. RINALDI	13.152	13	43 F. MASSEI	21.939
14	15 F. SANDI	27.154	14	53 N. MORRENTINO	22.254	14	5 M. FACCANI	13.476	14	59 A. MANTOVANI	13.153	14	8 A. NOCCO	21.966
15	77 W. TESSELS	27.162	15	3 S. SUCHET	22.281	15	19 J. PUFFE	13.491	15	43 F. MASSEI	13.156	15	70 L. VITALI	21.971
16	31 M. FERRARI	27.167	16	58 E. PUSCEDDU	22.282	16	69 D. MCFADDEN	13.493	16	87 L. MARCONI	13.180	16	32 M. MOSER	21.974
17	16 G. BLACK	27.217	17	43 F. MASSEI	22.299	17	53 N. MORRENTINO	13.495	17	16 G. BLACK	13.183	17	15 F. SANDI	22.007
18	55 F. MARCHIONNI	27.273	18	11 J. GUARNONI	22.302	18	3 S. SUCHET	13.503	18	15 F. SANDI	13.191	18	58 E. PUSCEDDU	22.033
19	3 S. SUCHET	27.282	19	51 E. VIONNET	22.304	19	81 A. BERNARDI	13.508	19	2 R. TAMBURINI	13.205	19	12 M. RINALDI	22.037
20	99 F. CAVALLI	27.284	20	16 G. BLACK	22.315	20	9 T. FINSTERBUSCH	13.512	20	99 F. CAVALLI	13.248	20	53 N. MORRENTINO	22.061
21	43 F. MASSEI	27.287	21	9 T. FINSTERBUSCH	22.322	21	16 G. BLACK	13.518	21	32 M. MOSER	13.250	21	66 D. SCHIAVONI	22.076
22	44 A. TUCCI	27.292	22	23 C. PONSSON	22.358	22	15 F. SANDI	13.528	22	44 A. TUCCI	13.260	22	81 A. BERNARDI	22.079
23	32 M. MOSER	27.294	23	87 L. MARCONI	22.373	23	52 G. DUWELZ	13.536	23	11 J. GUARNONI	13.276	23	77 W. TESSELS	22.083
24	19 J. PUFFE	27.308	24	47 R. HARTOG	22.377	24	55 F. MARCHIONNI	13.539	24	8 A. NOCCO	13.277	24	9 T. FINSTERBUSCH	22.096
25	52 G. DUWELZ	27.334	25	8 A. NOCCO	22.398	25	87 L. MARCONI	13.542	25	9 T. FINSTERBUSCH	13.284	25	87 L. MARCONI	22.097
26	69 D. MCFADDEN	27.360	26	19 J. PUFFE	22.402	26	51 E. VIONNET	13.543	26	69 D. MCFADDEN	13.325	26	23 C. PONSSON	22.123
27	82 L. JONES	27.364	27	15 F. SANDI	22.450	27	77 W. TESSELS	13.545	27	55 F. MARCHIONNI	13.331	27	82 L. JONES	22.125
28	9 T. FINSTERBUSCH	27.372	28	77 W. TESSELS	22.467	28	43 F. MASSEI	13.559	28	66 D. SCHIAVONI	13.331	28	51 E. VIONNET	22.133
29	66 D. SCHIAVONI	27.402	29	13 F. SANCHIONI	22.477	29	47 R. HARTOG	13.596	29	82 L. JONES	13.334	29	3 S. SUCHET	22.137
30	23 C. PONSSON	27.426	30	55 F. MARCHIONNI	22.482	30	32 M. MOSER	13.597	30	52 G. DUWELZ	13.336	30	69 D. MCFADDEN	22.148
31	53 N. MORRENTINO	27.462	31	52 G. DUWELZ	22.497	31	8 A. NOCCO	13.610	31	3 S. SUCHET	13.344	31	55 F. MARCHIONNI	22.177
32	81 A. BERNARDI	27.465	32	91 L. OPPEDISANO	22.501	32	58 E. PUSCEDDU	13.620	32	13 F. SANCHIONI	13.371	32	19 J. PUFFE	22.197
33	51 E. VIONNET	27.501	33	81 A. BERNARDI	22.529	33	23 C. PONSSON	13.623	33	47 R. HARTOG	13.447	33	47 R. HARTOG	22.201
34	58 E. PUSCEDDU	27.541	34	66 D. SCHIAVONI	22.542	34	91 L. OPPEDISANO	13.628	34	81 A. BERNARDI	13.470	34	26 M. SBAIZ	22.208
35	91 L. OPPEDISANO	27.541	35	82 L. JONES	22.620	35	66 D. SCHIAVONI	13.640	35	91 L. OPPEDISANO	13.476	35	52 G. DUWELZ	22.227
36	13 F. SANCHIONI	27.637	36	69 D. MCFADDEN	22.645	36	99 F. CAVALLI	13.726	36	51 E. VIONNET	13.514	36	91 L. OPPEDISANO	22.372
37	47 R. HARTOG	27.806	37	99 F. CAVALLI	22.715	37	13 F. SANCHIONI	13.798	37	26 M. SBAIZ	13.561	37	13 F. SANCHIONI	22.393
38	26 M. SBAIZ	27.887	38	26 M. SBAIZ	22.860	38	26 M. SBAIZ	13.875	38	58 E. PUSCEDDU	13.575	38	99 F. CAVALLI	22.478

19/06/2016

These data/results cannot be reproduced, stored and/or transmitted in whole or in part by any manner of electronic, mechanical, photocopying, recording, broadcasting or otherwise now known or herein after developed without the previous express consent by the copyright owner, except for reproduction in daily press and regular printed publications on sale to the public within 60 days of the event related to those data/results and always provided that copyright symbol appears together as follows below.

© DORNA WSBK ORGANIZATION Srl 2016



Riviera di Rimini Round, 17-18-19 June 2016

Superstock 1000 - Chronological Analysis Race

Misano World Circuit 4.226 m

Start at 14:20'47.109

1 / 5

144 L. MAHIAS (1'37.288)								
Lap	Seg. 1	Seg. 2	Seg. 3	Seg. 4	Seg. 5	Lap Time	km/h	Local Time
1	32.534	22.307	13.426	13.349	21.914	1'43.530	263.4	14:22'30.639
2	26.805	22.244	13.332	13.125	21.782	1'37.288	262.1	14:24'07.927
3	26.974	22.263	13.485	13.065	21.863	1'37.650	261.5	14:25'45.577
4	26.953	22.056	13.383	13.170	21.764	1'37.326	260.9	14:27'22.903
5	27.036	22.059	13.392	13.208	21.910	1'37.605	260.9	14:29'00.508
6	26.877	22.014	13.452	13.184	21.851	1'37.378	260.9	14:30'37.886
7	27.001	22.047	13.356	13.260	22.079	1'37.743	260.2	14:32'15.629
8	27.053	22.301	13.522	13.327	22.021	1'38.224	259.0	14:33'53.853
9	27.009	22.077	13.497	13.197	21.944	1'37.724	257.1	14:35'31.577
10	26.862	22.263	13.440	13.162	22.020	1'37.747	258.4	14:37'09.324
11	26.943	22.204	13.510	13.241	21.958	1'37.856	259.0	14:38'47.180
12	26.993	22.130	13.399	13.147	21.949	1'37.618	259.6	14:40'24.798
13	26.945	22.264	13.405	13.118	21.939	1'37.671	259.0	14:42'02.469
14	26.959	22.178	13.437	13.300	22.089	1'37.963	259.0	14:43'40.432
15	27.037	22.522	13.421	13.318	23.440	1'39.738	258.4	14:45'20.170

74 K. CALIA (1'37.449)								
Lap	Seg. 1	Seg. 2	Seg. 3	Seg. 4	Seg. 5	Lap Time	km/h	Local Time
1	32.809	22.349	13.485	13.304	21.999	1'43.946	262.8	14:22'31.055
2	27.230	21.925	13.531	13.246	21.804	1'37.736	262.1	14:24'08.791
3	27.196	21.977	13.483	13.220	21.734	1'37.610	262.8	14:25'46.401
4	26.975	22.033	13.493	13.225	21.723	1'37.449	262.8	14:27'23.850
5	27.137	21.997	13.482	13.274	21.812	1'37.702	263.4	14:29'01.552
6	27.235	22.072	13.500	13.197	21.803	1'37.807	264.1	14:30'39.359
7	27.299	21.972	13.468	13.260	21.863	1'37.862	260.9	14:32'17.221
8	27.288	22.028	13.468	13.185	21.839	1'37.808	264.7	14:33'55.029
9	27.221	21.975	13.548	13.271	21.784	1'37.799	260.2	14:35'32.828
10	26.945	21.992	13.469	13.212	21.846	1'37.464	264.1	14:37'10.292
11	27.320	22.104	13.471	13.149	21.904	1'37.948	263.4	14:38'48.240
12	27.164	22.158	13.503	13.237	21.923	1'37.985	262.1	14:40'26.225
13	27.157	22.102	13.473	13.280	21.906	1'37.918	263.4	14:42'04.143
14	27.281	22.183	13.501	13.141	22.105	1'38.211	264.7	14:43'42.354
15	27.343	22.175	13.562	13.309	22.090	1'38.479	260.9	14:45'20.833

5 M. FACCANI (1'37.195)								
Lap	Seg. 1	Seg. 2	Seg. 3	Seg. 4	Seg. 5	Lap Time	km/h	Local Time
1	32.140	22.215	13.482	13.190	21.686	1'42.713	257.8	14:22'29.822
2	26.909	22.142	13.539	13.152	21.710	1'37.452	257.8	14:24'07.274
3	26.814	22.034	13.476	13.111	21.760	1'37.195	257.8	14:25'44.469
4	26.980	22.105	13.645	13.416	21.756	1'37.902	256.5	14:27'22.371
5	26.949	21.959	13.695	13.187	21.703	1'37.493	255.3	14:28'59.864
6	27.214	22.015	13.566	13.158	21.743	1'37.696	258.4	14:30'37.560
7	27.054	21.982	13.591	13.135	21.878	1'37.640	257.8	14:32'15.200
8	27.825	22.269	13.771	13.354	21.737	1'38.956	256.5	14:33'54.156
9	27.116	22.227	13.621	13.187	21.823	1'37.974	257.8	14:35'32.130
10	27.009	22.162	13.613	13.181	21.865	1'37.830	258.4	14:37'09.960
11	27.004	22.093	13.673	13.252	21.824	1'37.846	259.0	14:38'47.806
12	27.116	22.103	13.624	13.235	21.874	1'37.952	257.8	14:40'25.758
13	27.137	22.177	13.638	13.228	22.049	1'38.229	257.8	14:42'03.987
14	27.200	22.171	13.574	13.392	22.281	1'38.618	257.8	14:43'42.605
15	27.358	22.384	13.603	13.363	21.939	1'38.647	259.0	14:45'21.252

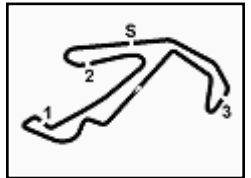
54 T. RAZGATLIOGLU (1'37.383)								
Lap	Seg. 1	Seg. 2	Seg. 3	Seg. 4	Seg. 5	Lap Time	km/h	Local Time
1	31.946	22.601	13.517	13.214	21.921	1'43.199	261.5	14:22'30.308
2	26.960	22.178	13.374	13.065	21.806	1'37.383	260.2	14:24'07.691
3	27.021	22.264	13.778	13.279	21.855	1'38.197	262.1	14:25'45.888
4	26.935	22.190	13.441	13.098	21.951	1'37.615	260.2	14:27'23.503
5	27.092	22.093	13.479	13.285	21.937	1'37.886	259.6	14:29'01.389
6	27.134	22.194	13.476	13.124	21.988	1'37.916	258.4	14:30'39.305
7	27.055	22.073	13.563	13.199	21.993	1'37.883	258.4	14:32'17.188
8	27.094	22.122	13.468	13.142	21.976	1'37.802	259.0	14:33'54.990
9	26.973	22.289	13.457	13.488	22.044	1'38.251	260.9	14:35'33.241
10	27.117	22.307	13.806	13.365	22.196	1'38.791	260.2	14:37'10.032
11	27.180	22.285	13.501	13.192	22.051	1'38.209	259.0	14:38'50.241
12	27.227	22.218	13.501	13.215	21.979	1'38.140	260.2	14:40'28.381
13	27.187	22.271	13.456	13.228	21.979	1'38.121	260.9	14:42'06.502
14	27.146	22.255	13.500	13.212	22.241	1'38.354	258.4	14:43'44.856
15	27.084	22.269	13.505	13.149	22.093	1'38.100	259.0	14:45'22.956

2 R. TAMBURINI (1'37.375)								
Lap	Seg. 1	Seg. 2	Seg. 3	Seg. 4	Seg. 5	Lap Time	km/h	Local Time
1	33.159	22.414	13.520	13.348	21.867	1'44.308	262.8	14:22'31.434
2	27.337	22.028	13.434	13.311	21.807	1'37.917	264.7	14:24'09.317
3	27.104	21.944	13.348	13.246	21.733	1'37.375	265.4	14:25'46.709

4	27.032	22.088	13.368	13.232	21.768	1'37.488	265.4	14:27'24.197
5	27.147	22.007	13.404	13.258	21.854	1'37.670	265.4	14:29'01.867
6	27.154	22.032	13.471	13.273	21.784	1'37.714	266.7	14:30'39.581
7	27.291	22.053	13.472	13.299	21.854	1'37.969	265.4	14:32'17.550
8	27.161	22.159	13.412	13.384	21.928	1'38.044	266.0	14:33'55.594
9	27.222	22.130	13.462	13.325	21.817	1'37.956	262.8	14:35'33.550
10	27.124	22.158	13.516	13.310	21.860	1'37.968	262.8	14:37'11.518
11	27.087	22.180	13.438	13.205	21.900	1'37.810	262.8	14:38'49.328
12	27.341	22.430	13.470	13.338	21.934	1'38.513	262.1	14:40'27.841
13	27.364	22.290	13.488	13.302	21.987	1'38.431	263.4	14:42'06.272
14	27.730	22.347	13.527	13.360	21.872	1'38.836	264.1	14:43'45.108
15	27.213	22.229	13.520	13.206	22.345	1'38.513	264.1	14:45'23.621

70 L. VITALI (1'38.066)								
Lap	Seg. 1	Seg. 2	Seg. 3	Seg. 4	Seg. 5	Lap Time	km/h	Local Time
1	33.439	22.762	13.510	13.286	22.163	1'45.160	259.0	14:22'32.269
2	27.464	22.549	13.656	13.437	22.056	1'39.162	259.0	14:24'11.431
3	27.080	22.402	13.467	13.142	22.043	1'38.134	259.6	14:25'49.565
4	27.153	22.318	13.564	13.285	21.971	1'38.291	259.0	14:27'27.856
5	27.147	22.419	13.553	13.210	22.064	1'38.393	258.4	14:29'06.249
6	27.445	22.354	13.649	13.227	22.108	1'38.783	257.1	14:30'45.032
7	26.949	22.214	13.648	13.267	21.988	1'38.066	255.9	14:32'23.098
8	27.097	22.377	13.548	13.230	22.013	1'38.265	256.5	14:34'01.363
9	27.112	22.371	13.568	13.340	22.065	1'38.456	256.5	14:35'39.819
10	27.176	22.567	13.498	13.284	22.324	1'38.849	256.5	14:37'18.628
11	27.152	22.319	13.599	13.301	22.185	1'38.556	254.7	14:38'56.224
12	27.209	22.446	13.597	13.248	22.132	1'38.632	254.7	14:40'35.862
13	27.326	22.502	13.623	13.302	22.293	1'39.046	254.7	14:42'14.906
14	27.240	22.505	13.617	13.401	22.205	1'38.968	254.1	14:43'53.870
15	27.331	22.497	13.579	13.267	22.252	1'38.926	255.3	14:45'32.796

31 M. FERRARI (1'37.894)								
Lap	Seg. 1	Seg. 2	Seg. 3	Seg. 4	Seg. 5	Lap Time	km/h	Local Time
1	33.621	22.789	13.599	13.164	22.076	1'45.249	260.2	14:22'32.358
2	27.547	22.282	13.572	13.056	22.084	1'38.541	259.0	14:24'10.899
3	27.292	22.219	13.448	13.156	21.918	1'38.033	261.5	14:25'48.932
4	27.167	22.338	13.602	12.889	21.898	1'37.894	257.1	14:27'26.826
5	27.309	22.169	13.637	13.057	21.925	1'38.097	257.1	14:29'04.923
6	27.417	22.380	13.576	13.061	21.982	1'38.416	259.0	14:30'43.339
7	27.340	22.222	13.679	13.052	22.054	1'38.347	257.1	14:32'21.686
8	27.376	22.328	13.611	13.123	22.274	1'38.712	259.6	14:34'00.398
9	27.476	24.815	13.666	13.091	22.321	1'41.369		



Riviera di Rimini Round, 17-18-19 June 2016

Superstock 1000 - Chronological Analysis Race

Misano World Circuit 4.226 m

2 / 5

Start at 14:20'47.109

Lap	Seg. 1	Seg. 2	Seg. 3	Seg. 4	Seg. 5	Lap Time	km/h	Local Time
10	27.275	22.578	13.561	13.373	22.196	1'38.983	255.3	14:37'18.421
11	27.181	22.765	13.570	13.336	22.232	1'39.084	257.8	14:38'57.505
12	27.477	22.549	13.624	13.331	22.209	1'39.190	257.1	14:40'36.695
13	27.333	22.611	13.627	13.357	22.204	1'39.132	256.5	14:42'15.827
14	27.321	22.572	13.716	13.232	24.462	1'41.303	256.5	14:43'57.130
15	27.454	22.705	13.641	13.529	22.338	1'39.667	255.9	14:45'36.797

12 M. RINALDI (1'38.334)

Lap	Seg. 1	Seg. 2	Seg. 3	Seg. 4	Seg. 5	Lap Time	km/h	Local Time
1	35.488	23.123	13.437	13.675	22.495	1'48.218	267.3	14:22'35.327
2	27.369	22.504	13.581	13.553	22.361	1'39.368	266.7	14:24'14.695
3	27.153	22.299	13.498	13.152	22.232	1'38.334	264.7	14:25'53.029
4	27.381	22.262	13.544	13.158	22.037	1'38.382	262.8	14:27'31.411
5	27.512	22.131	13.514	13.309	22.117	1'38.583	264.7	14:29'09.994
6	27.355	22.292	13.521	13.368	22.274	1'38.810	264.7	14:30'48.804
7	27.277	22.215	13.537	13.370	22.167	1'38.566	266.0	14:32'27.370
8	27.340	22.204	13.580	13.243	22.180	1'38.547	262.1	14:34'05.917
9	27.295	22.393	13.515	13.361	22.045	1'38.609	266.0	14:35'44.526
10	27.313	22.340	13.559	13.178	22.243	1'38.633	260.9	14:37'23.159
11	27.208	22.360	13.605	13.310	22.228	1'38.711	260.2	14:39'01.870
12	27.449	22.470	13.540	13.285	22.249	1'38.993	261.5	14:40'40.863
13	27.328	22.402	13.516	13.341	22.215	1'38.802	262.1	14:42'19.665
14	27.323	22.419	13.653	13.377	22.404	1'39.176	262.1	14:43'58.841
15	27.393	22.617	13.681	13.335	22.151	1'39.177	259.6	14:45'38.018

44 A. TUCCI (1'38.506)

Lap	Seg. 1	Seg. 2	Seg. 3	Seg. 4	Seg. 5	Lap Time	km/h	Local Time
1	34.587	22.752	13.752	13.561	22.448	1'47.100	263.4	14:22'34.209
2	27.599	22.555	13.986	13.349	22.007	1'39.496	256.5	14:24'13.705
3	27.292	22.514	13.482	13.300	21.918	1'38.506	259.6	14:25'52.211
4	27.444	22.392	13.487	13.260	21.997	1'38.580	260.9	14:27'30.791
5	27.569	22.321	13.508	13.525	21.941	1'38.864	259.0	14:29'09.655
6	27.300	22.232	13.436	13.495	22.277	1'38.740	262.1	14:30'48.395
7	27.360	22.424	13.495	13.359	22.102	1'38.740	258.4	14:32'27.135
8	27.367	22.566	13.615	13.348	22.044	1'38.940	259.6	14:34'06.075
9	27.471	22.432	13.493	13.508	22.013	1'38.917	260.2	14:35'44.992
10	27.573	22.497	13.501	13.311	22.013	1'38.895	258.4	14:37'23.887
11	27.387	22.401	13.560	13.466	21.944	1'38.758	262.8	14:39'02.645
12	27.344	22.397	13.564	13.340	22.060	1'38.705	260.2	14:40'41.350
13	27.361	22.389	13.475	13.682	22.314	1'39.221	258.4	14:42'20.571
14	27.322	22.357	13.415	13.472	22.011	1'38.577	262.8	14:43'59.148
15	27.354	22.492	13.721	13.577	22.115	1'39.259	254.7	14:45'38.407

43 F. MASSEI (1'38.412)

Lap	Seg. 1	Seg. 2	Seg. 3	Seg. 4	Seg. 5	Lap Time	km/h	Local Time
1	33.870	23.190	13.606	13.251	22.713	1'46.630	256.5	14:22'33.739
2	27.629	22.371	13.938	13.192	22.253	1'39.383	253.5	14:24'13.122
3	27.460	22.342	13.573	13.273	22.053	1'38.701	257.1	14:25'51.823
4	27.395	22.421	13.616	13.292	22.042	1'38.766	254.7	14:27'30.589
5	27.359	22.316	13.655	13.224	22.191	1'38.745	252.9	14:29'09.334
6	27.287	22.333	13.650	13.458	22.824	1'39.552	255.3	14:30'48.886
7	27.565	22.375	13.651	13.261	22.191	1'39.043	254.1	14:32'27.929
8	27.387	22.344	13.586	13.156	21.939	1'38.412	255.3	14:34'06.341
9	27.529	22.380	13.624	13.237	22.228	1'38.998	255.3	14:35'45.339
10	27.469	22.410	13.656	13.240	22.104	1'38.879	255.9	14:37'24.218
11	27.380	22.299	13.596	13.408	22.053	1'38.736	257.1	14:39'02.954
12	27.378	22.378	13.667	13.291	22.133	1'38.847	254.1	14:40'41.801
13	27.350	22.366	13.577	13.381	22.293	1'38.967	255.3	14:42'20.768
14	27.462	22.423	13.654	13.389	22.052	1'38.980	254.7	14:43'59.748
15	27.312	22.425	13.559	13.444	22.239	1'38.979	255.3	14:45'38.727

16 G. BLACK (1'38.330)

Lap	Seg. 1	Seg. 2	Seg. 3	Seg. 4	Seg. 5	Lap Time	km/h	Local Time
1	33.881	23.287	13.626	13.301	22.288	1'46.383	259.0	14:22'33.492
2	27.941	22.768	13.624	13.183	21.981	1'39.497	256.5	14:24'12.989
3	27.217	22.450	13.629	13.270	21.901	1'38.467	252.3	14:25'51.456
4	27.499	22.411	13.568	13.354	21.858	1'38.690	253.5	14:27'30.146
5	27.243	22.315	13.661	13.227	21.884	1'38.330	252.9	14:29'08.476
6	27.360	22.416	13.743	13.329	21.854	1'38.702	251.7	14:30'47.178
7	27.323	22.359	13.775	13.299	21.967	1'38.723	251.2	14:32'25.901
8	27.603	22.602	13.630	13.423	22.176	1'39.434	253.5	14:34'05.335
9	27.438	22.556	13.763	13.744	21.984	1'39.485	251.2	14:35'44.820
10	27.495	22.438	13.588	13.276	22.058	1'38.855	253.5	14:37'23.675
11	27.315	22.536	13.633	13.239	22.018	1'38.741	254.1	14:39'02.416
12	27.325	22.446	13.518	13.185	22.120	1'38.594	254.7	14:40'41.010
13	27.470	22.396	13.671	13.562	22.096	1'39.195	251.7	14:42'20.205
14	27.268	22.481	13.689	13.772	22.069	1'39.279	254.1	14:43'59.484
15	27.325	22.835	13.581	13.393	22.357	1'39.491	257.1	14:45'38.975

P = Pits In/Out - C = Lap-Time Cancelled

These data/results cannot be reproduced, stored and/or transmitted in whole or in part by any manner of electronic, mechanical, photocopying, recording, broadcasting or otherwise now known or herein after developed without the previous express consent by the copyright owner, except for reproduction in daily press and regular printed publications on sale to the public within 60 days of the event related to those data/results and always provided that copyright symbol appears together as follows below.

© DORNA WSBK ORGANIZATION Srl 2016

87 L. MARCONI (1'38.763)

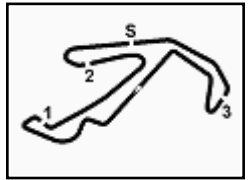
Lap	Seg. 1	Seg. 2	Seg. 3	Seg. 4	Seg. 5	Lap Time	km/h	Local Time
1	35.149	22.940	13.608	13.665	22.250	1'47.612	259.6	14:22'34.721
2	27.456	22.417	13.785	13.542	22.097	1'39.297	259.6	14:24'14.018
3	27.117	22.442	13.597	13.304	22.359	1'38.819	262.1	14:25'52.837
4	27.906	22.412	13.546	13.396	22.325	1'39.585	259.6	14:27'32.422
5	27.332	22.442	13.551	13.252	22.186	1'38.763	258.4	14:29'11.185
6	27.424	22.394	13.592	13.186	22.204	1'38.800	258.4	14:30'49.985
7	27.380	22.373	13.583	13.180	22.295	1'38.811	260.2	14:32'28.796
8	27.502	22.486	13.615	13.319	22.167	1'39.089	259.0	14:34'07.885
9	27.353	22.532	13.589	13.276	22.399	1'39.149	257.8	14:35'47.034
10	27.276	22.447	13.584	13.183	22.294	1'38.784	258.4	14:37'25.818
11	27.322	22.599	13.546	13.223	22.426	1'39.116	258.4	14:39'04.934
12	27.362	22.560	13.542	13.245	22.368	1'39.077	257.8	14:40'44.011
13	27.741	22.626	13.664	13.430	22.436	1'39.897	257.1	14:42'23.908
14	27.595	22.586	13.641	13.461	22.543	1'39.826	257.8	14:44'03.734
15	27.513	22.825	13.680	13.658	22.669	1'40.345	257.8	14:45'44.079

15 F. SANDI (1'38.703)

Lap	Seg. 1	Seg. 2	Seg. 3	Seg. 4	Seg. 5	Lap Time	km/h	Local Time
1	35.009	23.134	13.749	13.688	22.189	1'47.769	259.0	14:22'34.878
2	27.538	22.680	13.536	13.672	22.564	1'39.990	262.8	14:24'14.868
3	27.359	22.621	13.528	13.365	22.038	1'38.911	257.1	14:25'53.779
4	27.154	22.527	13.552	13.304	22.266	1'38.803	259.0	14:27'32.582
5	27.419	22.451	13.567	13.240	22.061	1'38.738	256.5	14:29'11.320
6	27.505	22.470	13.583	13.218	22.058	1'38.834	257.1	14:30'50.154
7	27.433	22.450	13.616	13.191	22.108	1'38.798	257.8	14:32'28.952
8	27.550	23.106	13.620	13.301	22.007	1'39.584	254.7	14:34'08.536
9	27.231	22.502	13.626	13.304	22.040	1'38.703	255.9	14:35'47.239
10	27.436	22.617	13.650	13.265	22.268	1'39.236	254.7	14:37'26.475
11	27.654	22.607	13.685	13.460	22.191	1'39.597	254.7	14:39'06.072
12	27.453	22.926	13.692	13.450	22.152	1'39.673	253.5	14:40'45.745
13	27.410	22.743	13.732	13.342	22.094	1'39.321	254.1	14:42'25.066
14	27.383	22.598	13.701	13.332	22.040	1'39.054	254.1	14:44'04.120
15	27.331	22.792	13.874	13.446	22.679	1'40.122	252.3	14:45'44.242

77 W. TESSELS (1'38.638)

Lap	Seg
-----	-----



Riviera di Rimini Round, 17-18-19 June 2016

Superstock 1000 - Chronological Analysis Race

Misano World Circuit 4.226 m

Start at 14:20'47.109

3 / 5

4	27.885	22.799	13.706	13.476	22.250	1'40.116	260.2	14:27'35.980
5	27.622	22.431	13.635	13.291	22.123	1'39.102	257.1	14:29'15.082
6	27.713	22.661	13.757	13.226	22.272	1'39.629	254.7	14:30'54.711
7	27.755	22.556	13.695	13.223	22.339	1'39.568	254.1	14:32'34.279
8	27.756	22.651	13.753	13.364	22.326	1'39.850	256.5	14:34'14.129
9	27.869	22.547	13.767	13.256	22.302	1'39.741	255.3	14:35'53.870
10	27.794	22.564	13.683	13.225	22.348	1'39.614	252.9	14:37'33.484
11	27.684	22.419	13.719	13.216	22.258	1'39.296	254.1	14:39'12.780
12	27.657	22.428	13.643	13.160	22.208	1'39.096	253.5	14:40'51.876
13	27.578	22.358	13.703	13.151	22.185	1'38.975	254.1	14:42'30.851
14	27.426	22.632	13.623	13.100	22.232	1'39.013	255.9	14:44'09.864
15	27.819	22.360	13.648	13.229	22.396	1'39.452	254.7	14:45'49.316

11	27.259	22.640	13.764	13.316	22.201	1'39.180	250.6	14:39'14.758
12	27.173	22.530	13.770	13.324	22.161	1'38.958	251.7	14:40'53.716
13	27.338	22.629	13.792	13.452	22.138	1'39.349	252.3	14:42'33.065
14	27.485	22.671	13.813	13.349	22.412	1'39.730	250.6	14:44'12.795
15	27.735	22.595	13.825	13.525	22.363	1'40.043	245.5	14:45'52.838

51 E. VIONNET (1'39.226)

Lap	Seg. 1	Seg. 2	Seg. 3	Seg. 4	Seg. 5	Lap Time	km/h	Local Time
1	36.663	23.379	13.883	13.747	22.293	1'49.965	258.4	14:22'37.074
2	28.012	22.508	13.762	13.903	22.303	1'40.488	224.1	14:24'17.562
3	27.791	22.424	13.578	13.682	22.147	1'39.622	262.1	14:25'57.184
4	27.860	22.310	13.550	13.587	22.138	1'39.445	262.1	14:27'36.629
5	27.666	22.544	13.590	13.610	22.162	1'39.572	259.0	14:29'16.201
6	27.566	22.853	13.565	13.769	22.263	1'40.016	259.0	14:30'56.217
7	27.501	22.493	13.635	13.642	22.288	1'39.559	259.6	14:32'35.776
8	27.527	22.348	13.560	13.663	22.133	1'39.231	260.2	14:34'15.007
9	27.621	22.494	13.578	13.590	22.278	1'39.561	259.0	14:35'54.568
10	27.621	22.623	13.661	13.543	22.229	1'39.677	258.4	14:37'34.245
11	27.511	22.473	13.543	13.722	22.254	1'39.503	261.5	14:39'13.748
12	27.600	22.304	13.565	13.524	22.233	1'39.226	260.2	14:40'52.974
13	27.903	22.651	13.650	13.514	22.171	1'39.889	257.8	14:42'32.863
14	27.503	22.433	13.671	13.595	22.624	1'39.826	258.4	14:44'12.689
15	28.188	22.546	13.729	13.800	22.364	1'40.627	257.1	14:45'53.316

32 M. MOSER (1'38.769)

Lap	Seg. 1	Seg. 2	Seg. 3	Seg. 4	Seg. 5	Lap Time	km/h	Local Time
1	37.070	23.856	13.956	14.040	22.687	1'51.609	246.6	14:22'38.718
2	28.227	22.932	13.704	14.052	22.179	1'41.094	248.8	14:24'19.812
3	27.598	22.530	13.606	13.501	22.418	1'39.653	254.7	14:25'59.465
4	27.960	22.716	13.745	13.497	22.248	1'40.166	250.0	14:27'39.631
5	27.451	22.338	13.606	13.310	22.090	1'38.795	254.7	14:29'18.426
6	27.411	22.245	13.597	13.348	22.218	1'38.819	256.5	14:30'57.245
7	28.122	22.709	14.257	13.978	22.818	1'41.844	251.7	14:32'39.089
8	28.130	22.695	13.611	13.279	22.189	1'39.904	255.3	14:34'18.993
9	27.702	22.439	13.702	13.250	22.105	1'39.198	254.1	14:35'58.191
10	27.580	22.498	13.691	13.392	22.084	1'39.245	252.3	14:37'37.436
11	27.484	22.331	13.614	13.319	22.165	1'38.913	255.3	14:39'16.349
12	27.590	22.339	13.605	13.286	22.194	1'39.014	254.1	14:40'55.363
13	27.644	22.320	13.733	13.331	21.974	1'39.002	251.7	14:42'34.365
14	27.294	22.376	13.654	13.353	22.092	1'38.769	255.3	14:44'13.134
15	28.098	22.434	13.762	13.841	22.266	1'40.401	252.9	14:45'53.535

82 L. JONES (1'39.505)

Lap	Seg. 1	Seg. 2	Seg. 3	Seg. 4	Seg. 5	Lap Time	km/h	Local Time
1	36.304	23.819	13.562	13.608	23.040	1'50.333	257.8	14:22'37.442
2	27.819	22.817	13.609	13.789	22.275	1'40.309	247.1	14:24'17.751
3	27.773	22.659	13.604	13.464	22.242	1'39.742	257.1	14:25'57.493
4	27.746	22.819	13.648	13.517	22.125	1'39.855	257.8	14:27'37.348
5	27.500	22.620	13.543	13.494	22.470	1'39.627	259.6	14:29'16.975
6	27.416	22.653	13.585	13.675	22.670	1'39.999	257.8	14:30'56.974
7	28.010	22.662	13.455	13.334	22.256	1'39.717	258.4	14:32'36.691
8	27.501	22.713	13.530	13.486	22.275	1'39.505	257.1	14:34'16.196
9	27.586	22.808	13.573	13.453	22.260	1'39.680	257.8	14:35'55.876
10	27.659	22.812	13.718	13.491	22.324	1'40.004	257.1	14:37'35.880
11	27.778	22.666	13.521	13.361	22.334	1'39.660	255.9	14:39'15.540
12	27.383	22.975	13.508	13.461	22.375	1'39.702	254.7	14:40'55.242
13	27.364	22.976	13.648	13.464	22.723	1'40.175	256.5	14:42'35.417
14	27.475	22.755	13.601	13.413	22.478	1'39.722	255.3	14:44'15.139
15	27.815	22.849	13.506	13.458	22.454	1'40.082	254.7	14:45'55.221

69 D. MCFADDEN (1'39.386)

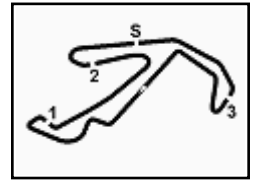
Lap	Seg. 1	Seg. 2	Seg. 3	Seg. 4	Seg. 5	Lap Time	km/h	Local Time
1	36.106	23.814	14.147	14.165	22.633	1'50.865	252.3	14:22'37.974
2	28.005	22.805	13.629	13.912	22.251	1'40.602	252.3	14:24'18.576
3	27.639	22.813	13.590	13.466	22.148	1'39.656	256.5	14:25'58.232
4	27.782	23.079	13.624	13.647	22.351	1'40.483	256.5	14:27'38.715
5	27.393	22.737	13.566	13.452	22.238	1'39.386	255.9	14:29'18.101
6	27.360	22.926	13.605	13.481	22.324	1'39.696	254.7	14:30'57.797
7	27.788	22.865	13.727	13.911	22.875	1'41.166	251.2	14:32'38.963
8	27.955	22.645	13.493	13.393	22.351	1'39.837	255.9	14:34'18.800
9	27.523	23.059	13.638	13.700	22.434	1'40.124	254.1	14:35'58.924
10	27.492	22.787	13.627	13.413	22.415	1'39.734	255.3	14:37'38.658
11	27.385	22.703	13.654	13.392	22.465	1'39.599	257.1	14:39'18.257
12	27.526	22.727	13.567	13.372	22.402	1'39.594	254.7	14:40'57.851
13	27.428	22.690	13.613	13.711	22.415	1'39.857	244.9	14:42'37.708
14	27.714	22.742	13.579	13.325	22.260	1'39.620	253.5	14:44'17.328
15	27.375	22.681	13.622	13.391	22.458	1'39.527	252.3	14:45'56.855

35 R. DE ROSA (1'36.725)

Lap	Seg. 1	Seg. 2	Seg. 3	Seg. 4	Seg. 5	Lap Time	km/h	Local Time
1	32.378	22.328	13.394	13.288	22.468	1'43.856	262.8	14:22'30.965
2	26.737	22.123	13.366	13.201	21.759	1'37.186	263.4	14:24'08.151
3	26.930	21.985	13.388	13.108	21.797	1'37.208	260.2	14:25'45.359
4	26.640	21.897	13.309	13.176	21.703	1'36.725	262.1	14:27'22.084
5	26.885	21.829	13.350	13.069	21.722	1'36.855	262.8	14:28'58.939
6	26.819	21.872	13.425	13.175	21.796	1'37.087	260.9	14:30'36.026
7	26.899	21.824	13.550	13.257	21.966	1'37.496	258.4	14:32'13.522
8	26.829	21.919	13.508	13.181	21.979	1'37.416	259.0	14:33'50.938
9	27.025	21.961	13.479	13.197	21.895	1'37.557	258.4	14:35'28.954
10	26.998	21.890	13.495	13.181	21.837	1'37.401	258.4	14:37'05.896
11	26.909	21.963	13.516	13.237	21.864	1'37.489	259.0	14:38'43.385
12	27.008	22.010	13.440	13.168	21.840	1'37.466	259.0	14:40'20.851
13	26.982	22.020	13.432	13.239	21.964	1'37.637	259.0	14:41'58.488
14	27.011	22.031	13.460	13.143	22.068	1'37.713	258.4	14:43'36.201
15	27.325	22.451	13.478	45.812	24.991	2'14.057	263.4	14:45'50.258

53 N. MORRENTINO (1'38.612)

Lap	Seg. 1	Seg. 2	Seg. 3	Seg. 4	Seg. 5	Lap Time	km/h	Local Time
1	35.845	23.351	13.804	13.586	22.378	1'48.964	262.1	14:22'36.073
2	27.905	22.531	13.649	13.296	22.106	1'39.487	262.1	14:24'15.560
3	27.632	22.425	13.577	13.656	22.204	1'39.494	263.4	14:25'55.054
4	27.705	22.270	13.526	13.050	22.061	1'38.612	257.8	14:27'33.666
5	27.600	22.254	13.495	13.216	22.254	1'38.819	258.4	14:29'12.485
6	27.500	22.359	13.639	13.154	22.397	1'39.049	257.1	14:30'51.534
7	27.462	22.411	13.732	13.186	22.246	1'39.037	256.5	14:32'30.571
8	27							



Riviera di Rimini Round, 17-18-19 June 2016

Superstock 1000 - Chronological Analysis Race

Misano World Circuit 4.226 m

Start at 14:20'47.109

4 / 5

66 D. SCHIAVONI (1'39.394)								
Lap	Seg. 1	Seg. 2	Seg. 3	Seg. 4	Seg. 5	Lap Time	km/h	Local Time
1	36.446	23.465	13.867	13.530	23.281	1'50.589	256.5	14:22'37.698
2	27.825	22.640	13.689	13.812	22.165	1'40.131	247.7	14:24'17.829
3	28.567	22.605	13.795	13.465	22.076	1'40.508	252.3	14:25'58.337
4	27.884	22.657	13.679	13.392	22.137	1'39.749	252.9	14:27'38.086
5	27.610	22.542	13.646	13.335	22.261	1'39.394	251.2	14:29'17.480
6	27.466	22.689	13.640	13.366	22.300	1'39.461	252.9	14:30'56.941
7	28.131	23.248	13.794	13.713	24.177	1'43.063	252.9	14:32'40.004
8	27.813	22.646	13.723	13.423	22.161	1'39.766	252.3	14:34'19.770
9	27.600	22.832	13.752	13.331	22.231	1'39.746	251.2	14:35'59.516
10	27.402	22.667	13.793	13.585	22.361	1'39.808	250.6	14:37'39.324
11	27.494	22.708	13.781	13.356	22.370	1'39.709	251.7	14:39'19.033
12	27.517	22.707	13.773	13.554	22.319	1'39.870	250.6	14:40'58.903
13	27.553	22.637	13.793	13.349	22.431	1'39.763	251.7	14:42'38.666
14	27.602	22.898	13.718	13.424	22.316	1'39.958	252.3	14:44'18.624
15	27.594	22.673	13.744	13.487	22.465	1'39.963	251.2	14:45'58.587

55 F. MARCHIONNI (1'39.290)								
Lap	Seg. 1	Seg. 2	Seg. 3	Seg. 4	Seg. 5	Lap Time	km/h	Local Time
1	36.356	24.015	13.760	13.878	22.442	1'50.451	257.1	14:22'37.560
2	28.091	22.648	13.776	13.770	22.190	1'40.475	252.9	14:24'18.035
3	27.663	22.609	13.539	13.556	22.266	1'39.633	254.7	14:25'57.668
4	27.699	22.482	13.601	13.331	22.177	1'39.290	255.9	14:27'36.958
5	27.301	22.929	13.599	13.375	22.313	1'39.517	257.1	14:29'16.475
6	27.273	23.031	13.716	13.616	22.499	1'40.135	255.9	14:30'56.610
7	27.821	22.621	13.763	13.347	22.252	1'39.804	252.3	14:32'36.414
8	27.450	22.692	13.730	13.388	22.253	1'39.513	252.9	14:34'15.927
9	27.513	22.836	13.712	13.386	22.420	1'39.867	252.3	14:35'55.794
10	27.396	22.686	13.766	13.498	22.402	1'39.748	250.0	14:37'35.542
11	28.313	22.751	13.679	13.541	22.395	1'40.679	253.5	14:39'16.221
12	27.982	22.838	13.771	13.540	22.687	1'40.818	251.2	14:40'57.039
13	27.588	22.891	13.914	13.682	22.480	1'40.555	247.1	14:42'37.594
14	28.131	22.840	13.848	13.486	22.557	1'40.862	250.0	14:44'18.456
15	28.082	22.837	13.783	13.732	22.708	1'41.142	251.7	14:45'59.598

91 L. OPPERISANO (1'39.704)								
Lap	Seg. 1	Seg. 2	Seg. 3	Seg. 4	Seg. 5	Lap Time	km/h	Local Time
1	36.778	23.562	13.888	14.094	22.724	1'51.046	255.9	14:22'38.155
2	28.019	23.997	14.143	13.874	23.366	1'43.399	259.6	14:24'21.554
3	27.637	22.621	13.927	13.998	22.641	1'40.824	259.6	14:26'02.378
4	27.943	22.811	13.671	13.500	22.422	1'40.347	257.8	14:27'42.725
5	27.637	22.523	13.729	13.637	22.468	1'39.994	255.3	14:29'22.719
6	27.731	22.501	13.678	13.504	22.510	1'39.924	254.1	14:31'02.643
7	27.670	22.523	13.628	13.476	22.407	1'39.704	257.1	14:32'42.347
8	27.541	22.711	13.743	13.542	22.407	1'39.944	254.1	14:34'22.291
9	27.690	22.598	13.737	13.522	22.372	1'39.919	254.1	14:36'02.210
10	27.646	22.502	13.708	13.557	22.508	1'39.921	252.9	14:37'42.131
11	27.718	22.717	13.757	13.651	22.600	1'40.443	253.5	14:39'22.574
12	27.944	22.532	13.773	13.613	22.560	1'40.422	251.7	14:41'02.996
13	27.744	22.596	13.772	13.582	22.508	1'40.202	252.3	14:42'43.198
14	27.714	22.682	13.774	13.615	22.561	1'40.346	252.3	14:44'23.544
15	27.646	22.579	13.781	13.643	22.507	1'40.156	252.3	14:46'03.700

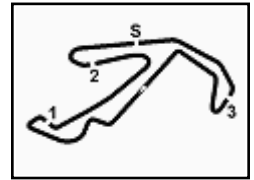
81 A. BERNARDI (1'39.379)								
Lap	Seg. 1	Seg. 2	Seg. 3	Seg. 4	Seg. 5	Lap Time	km/h	Local Time
1	37.605	24.039	13.920	14.156	22.810	1'52.530	259.6	14:22'39.639
2	28.182	22.976	13.887	13.920	22.463	1'41.428	261.5	14:24'21.067
3	27.482	22.945	14.059	13.546	22.332	1'40.364	257.1	14:26'01.431
4	27.506	22.529	13.609	13.715	22.690	1'40.049	257.1	14:27'41.480
5	27.556	22.551	13.576	13.470	22.273	1'39.426	258.4	14:29'20.906
6	28.353	22.657	13.641	13.624	22.369	1'40.644	259.0	14:31'01.550
7	27.935	22.881	13.607	13.651	22.909	1'40.983	259.0	14:32'42.533
8	27.593	23.020	13.584	13.698	22.206	1'40.101	258.4	14:34'22.634
9	27.548	22.916	13.724	13.645	22.391	1'40.224	257.8	14:36'02.858
10	27.745	22.832	13.559	13.628	22.352	1'40.116	257.8	14:37'42.974
11	28.017	22.857	13.615	13.838	22.388	1'40.715	250.6	14:39'23.689
12	27.711	23.387	13.680	13.623	22.530	1'40.931	257.1	14:41'04.620
13	27.483	22.803	13.682	13.534	22.449	1'39.951	255.3	14:42'44.571
14	27.526	22.679	13.531	13.564	22.079	1'39.379	253.5	14:44'23.950
15	27.465	22.756	13.508	13.780	22.257	1'39.766	250.0	14:46'03.716

99 F. CAVALLI (1'39.891)								
Lap	Seg. 1	Seg. 2	Seg. 3	Seg. 4	Seg. 5	Lap Time	km/h	Local Time
1	36.829	23.911	14.065	13.729	22.843	1'51.377	254.7	14:22'38.486
2	28.220	22.986	13.780	13.407	22.591	1'40.984	254.7	14:24'19.470
3	27.284	22.789	13.831	13.407	22.580	1'39.891	257.1	14:25'59.361

4	27.854	22.798	13.768	13.356	22.771	1'40.547	254.7	14:27'39.908
5	28.035	22.716	13.834	13.372	22.731	1'40.688	254.7	14:29'20.596
6	28.058	22.800	13.740	13.405	22.615	1'40.618	254.1	14:31'01.214
7	28.107	22.833	13.742	13.248	22.598	1'40.528	255.3	14:32'41.742
8	27.367	22.879	13.879	13.417	22.569	1'40.111	248.8	14:34'21.853
9	27.913	23.126	13.726	13.417	22.478	1'40.660	257.1	14:36'02.513
10	27.912	22.715	13.811	13.357	22.551	1'40.346	253.5	14:37'42.859
11	27.955	22.806	13.756	13.615	22.489	1'40.621	253.5	14:39'23.480
12	27.922	23.145	13.789	13.482	22.762	1'41.100	252.9	14:41'04.580
13	28.187	22.838	14.015	13.442	22.708	1'41.190	251.7	14:42'45.770
14	28.081	22.917	13.895	13.411	22.685	1'40.989	250.0	14:44'26.759
15	28.039	22.857	13.856	13.485	22.859	1'41.096	250.6	14:46'07.855

13 F. SANCHIONI (1'40.081)								
Lap	Seg. 1	Seg. 2	Seg. 3	Seg. 4	Seg. 5	Lap Time	km/h	Local Time
1	37.273	23.438	13.992	13.852	23.297	1'51.852	254.1	14:22'38.961
2	28.314	22.848	13.995	13.724	22.581	1'41.462	255.3	14:24'20.723
3	27.853	23.059	13.936	13.552	22.898	1'41.298	252.9	14:26'01.721
4	28.042	22.675	13.861	13.591	22.468	1'40.637	255.9	14:27'42.358
5	27.738	22.977	13.933	13.619	22.444	1'40.711	252.9	14:29'23.069
6	27.910	22.477	13.880	13.421	22.393	1'40.081	252.3	14:31'03.150
7	27.771	22.621	13.805	13.371	22.544	1'40.112	254.7	14:32'43.262
8	27.783	22.625	14.031	13.573	22.939	1'40.951	254.1	14:34'24.213
9	27.760	22.533	14.008	13.500	22.557	1'40.358	251.7	14:36'04.571
10	28.085	22.488	14.027	13.647	22.655	1'40.902	251.7	14:37'45.473
11	27.987	22.525	14.025	13.614	22.548	1'40.699	251.7	14:39'26.172
12	28.072	22.481	13.995	13.581	22.666	1'40.795	248.3	14:41'06.967
13	28.024	22.516	13.907	13.565	22.640	1'40.652	250.0	14:42'47.619
14	27.890	22.591	13.798	13.415	22.497	1'40.191	253.5	14:44'27.810
15	27.637	22.555	13.801	13.452	22.691	1'40.136	252.9	14:46'07.946

26 M. SBAIZI (1'40.539)								
Lap	Seg. 1	Seg. 2	Seg. 3	Seg. 4	Seg. 5	Lap Time	km/h	Local Time
1	37.793	23.471	14.180	13.935	22.854	1'52.233	259.6	14:22'39.342
2	28.302	22.869	14.054	13.943	22.910	1'42.078	260.2	14:24'21.420
3	28.011	23.148	13.875	13.871	22.208	1'41.113	256.5	14:26'02.533
4	28.309	23.082	13.976	13.572	22.253	1'41.192	255.9	14:27'43.725
5	28.081	22.981	14.004	13.601	22.518	1'41.185	255.3	14:29'24.910
6	27.948	22.933	14.031	13.695	22.440	1'41.047	254.1	14:31'05.957
7	28.124	22.860	14.081	13.829	22.347	1'41.241	252.9	14:32'47.198
8	28.131	23.125	14.202	13.830	22.709	1'41.997	243.8	14:34'29.195
9	27.887	22.915	13.890	13.561	22.286	1'40.539	253.5	1



Riviera di Rimini Round, 17-18-19 June 2016

Superstock 1000 - Chronological Analysis Race

Start at 14:20'47.109

11	27.058	22.055	13.463	13.062	21.799	1'37.437	261.5	14:38'43.571
12	27.112	21.949	13.407	13.139	22.123	1'37.730	262.1	14:40'21.301
13	27.196	22.053	13.397	13.031	21.856	1'37.533	262.1	14:41'58.834
14	27.165	22.078	13.430	13.114	21.741	1'37.528	261.5	14:43'36.362

3 S. SUCHET (1'38.738)

Lap	Seg. 1	Seg. 2	Seg. 3	Seg. 4	Seg. 5	Lap Time	km/h	Local Time
1	34.401	22.725	13.754	13.636	22.137	1'46.653	261.5	14:22'33.762
2	27.527	22.281	36.885	14.104	22.301	2'03.098	238.9	14:24'36.860
3	27.282	22.358	13.503	13.344	22.251	1'38.738	257.1	14:26'15.598
4	27.337	22.298	13.632	13.361	22.159	1'38.787	257.8	14:27'54.385
5	27.856	22.398	13.564	13.401	22.234	1'39.453	256.5	14:29'33.838
6	27.454	22.354	13.657	13.573	22.342	1'39.380	256.5	14:31'13.218
7	27.639	22.448	13.644	13.521	22.180	1'39.432	257.8	14:32'52.650
8	27.649	22.419	13.681	13.468	22.301	1'39.518	257.1	14:34'32.168
9	27.635	22.408	13.604	13.637	22.190	1'39.474	257.8	14:36'11.642
10	27.329	22.397	13.606	14.232	22.208	1'39.772	259.6	14:37'51.414

58 E. PUSCEDDU (1'39.171)

Lap	Seg. 1	Seg. 2	Seg. 3	Seg. 4	Seg. 5	Lap Time	km/h	Local Time
1	35.895	23.192	13.748	13.886	22.316	1'49.037	255.3	14:22'36.146
2	28.326	22.422	13.671	13.703	22.033	1'40.155	260.2	14:24'16.301
3	27.658	22.379	13.736	13.839	22.044	1'39.656	259.6	14:25'55.957
4	28.016	22.404	13.620	13.575	22.039	1'39.654	258.4	14:27'35.611
5	27.541	22.282	13.676	13.628	22.044	1'39.171	257.8	14:29'14.782
6	27.741	23.280	13.958	14.019	22.671	1'41.669	255.3	14:30'56.451
7	28.417	23.137	13.884	13.974	22.643	1'42.055	255.9	14:32'38.506
8	29.603	24.858	15.853	15.309	36.252	2'01.875 P	220.0	14:34'40.381

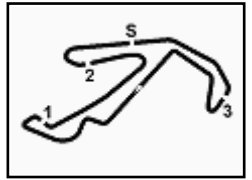
47 R. HARTOG (1'39.630)

Lap	Seg. 1	Seg. 2	Seg. 3	Seg. 4	Seg. 5	Lap Time	km/h	Local Time
1	35.092	22.937	13.655	14.007	22.702	1'48.393 P	257.8	14:22'35.502
2	27.806	22.584	13.599	13.447	22.250	1'39.686	257.8	14:24'15.188
3	27.806	22.377	13.596	13.650	22.201	1'39.630	257.8	14:25'54.818

P = Pits In/Out - C = Lap-Time Cancelled

These data/results cannot be reproduced, stored and/or transmitted in whole or in part by any manner of electronic, mechanical, photocopying, recording, broadcasting or otherwise now known or herein after developed without the previous express consent by the copyright owner, except for reproduction in daily press and regular printed publications on sale to the public within 60 days of the event related to those data/results and always provided that copyright symbol appears together as follows below.

© DORNA WSBK ORGANIZATION Srl 2016

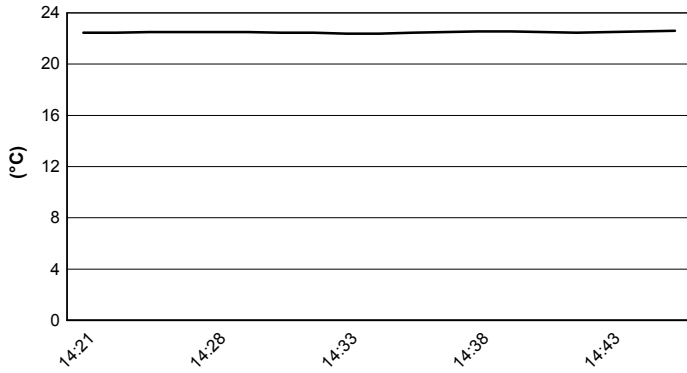


Riviera di Rimini Round, 17-18-19 June 2016

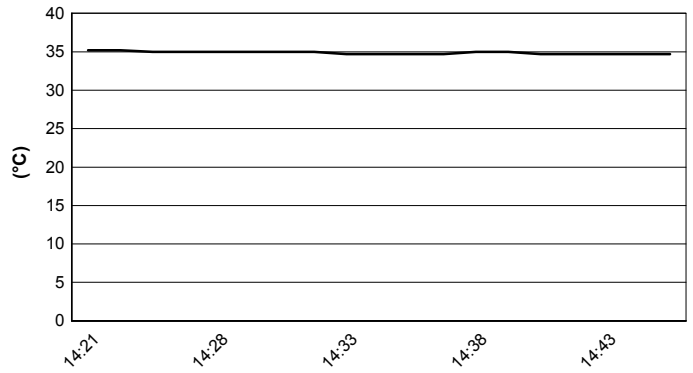
Superstock 1000 - Weather Report Race

Session started 14:21 Session ended 14:47

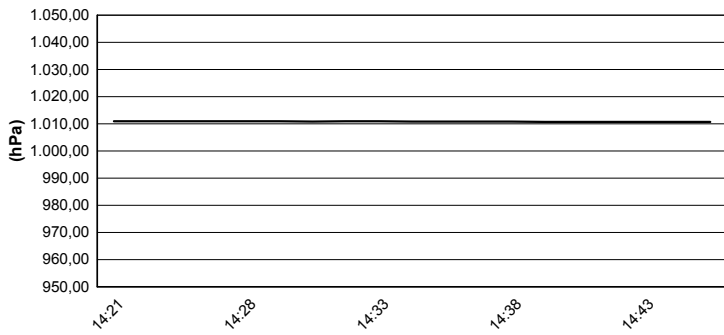
Air Temperature



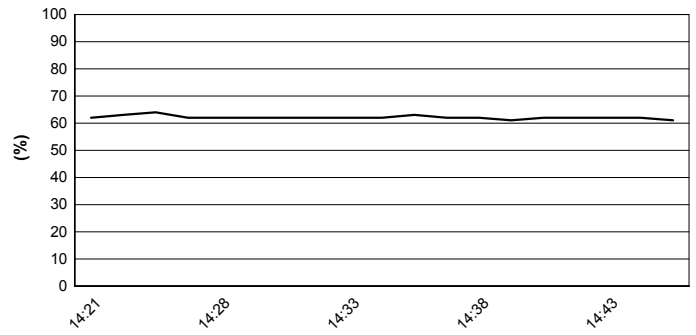
Track Temperature



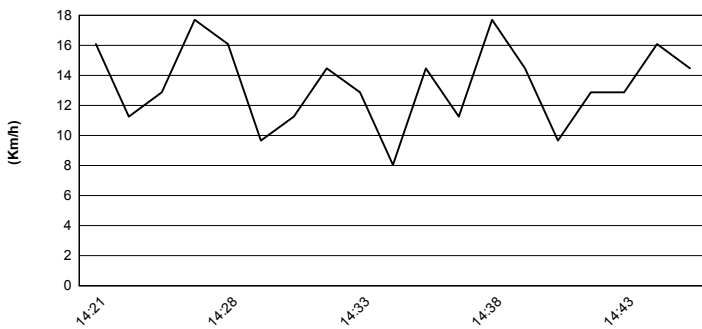
Air Pressure



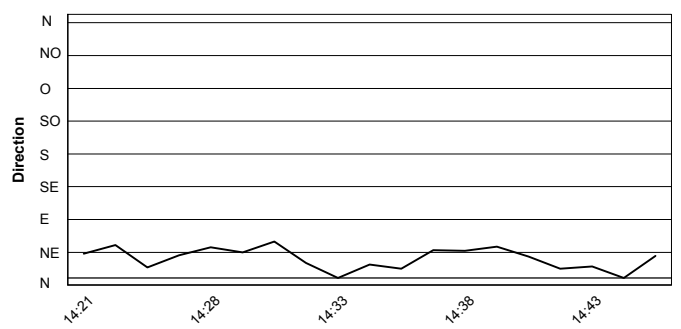
Humidity



Wind Speed

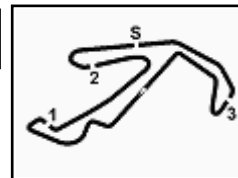


Wind Direction



These data/results cannot be reproduced, stored and/or transmitted in whole or in part by any manner of electronic, mechanical, photocopying, recording, broadcasting or otherwise now known or herein after developed without the previous express consent by the copyright owner, except for reproduction in daily press and regular printed publications on sale to the public within 60 days of the event related to those data/results and always provided that copyright symbol appears together as follows below.
© DORNA WSBK ORGANIZATION Srl 2016





Riviera di Rimini Round, 17-18-19 June 2016

Superstock 1000 - Championship Standings

Misano World Circuit 4.226 m

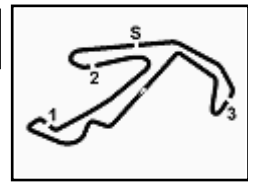
1 / 2

Points	Points From First	Points From Previous	Races																	
			April 3 ARAGON	April 17 ASSEN	May 1 IMOLA	May 29 DONINGTON PARK	June 19 MISANO	September 18 LAUSITZRING	October 2 MAGNY-COURS	October 16 JEREZ										
1 DE ROSA Raffaele (ITA)	82		16 3	25 1	16 1	25 1		1												
2 MERCADO Leandro (ARG)	77	5	25 1	7 3	25 1	20 2		2												
3 CALIA Kevin (ITA)	66	16	11 6	3 6	20 4	13 4	20 3													
4 RINALDI Michael Ruben (ITA)	53	29	20 2	16 2	8 3	11 3	6 4													
5 MANTOVANI Andrea (ITA)	36	46	9 7	11 4	8 5	1 5	7 5													
6 RAZGATLIOGLU Toprak (TUR)	34	48			11 12	10 8	13 6													
7 GUARNONI Jeremy (FRA)	33	49		20 4	5 6	8 6	8 7													
8 TAMBURINI Roberto (ITA)	33	49			13 8	9 7	11 7													
9 FACCANI Marco (ITA)	29	53		13 6	8	13	16 9													
10 VITALI Luca (ITA)	29	53	5 11	4 11	10 7	10 10	10 9													
11 MAHIAS Lucas (FRA)	25	57					25 11													
12 BLACK Gregg (GBR)	22	60		8 13	3 12	8 10	3 12													
13 CANEPA Niccolò (ITA)	20	62			4 24	16 9	13													
14 MASSEI Fabio (ITA)	17	65	6 10	16	7 8	4 13	4 14													
15 TESSELS Wayne (NED)	16	66		9 11	17	7 12	15													
16 FERRARI Matteo (ITA)	15	67			6 20	9 21	9 16													
17 RUSSO Riccardo (ITA)	13	69	13 4	6	8	13	17													
18 SUCHET Sebastien (SUI)	13	69	1 15	22	9 15	3 13	17													
19 MARINO Florian (FRA)	11	71	11 5	9	12	17	19													
20 SALVADORI Luca (ITA)	10	72		10 10	15	18	20													
21 MARCONI Luca (ITA)	10	72	8 8	13	18	19	20	2												
22 SCHEIB Maximilian (CHI)	7	75	7 9	15	19	20	22													
23 JONES Luke (GBR)	6	76				6 21	23													
24 HARTOG Rob (NED)	6	76		6 16	20	21	23													

First Line: Championship Standings - Second Line: Ranking Progression

These data/results cannot be reproduced, stored and/or transmitted in whole or in part by any manner of electronic, mechanical, photocopying, recording, broadcasting or otherwise now known or herein after developed without the previous express consent by the copyright owner, except for reproduction in daily press and regular printed publications on sale to the public within 60 days of the event related to those data/results and always provided that copyright symbol appears together as follows below.

© DORNA WSBK ORGANIZATION Srl 2016



Riviera di Rimini Round, 17-18-19 June 2016

Superstock 1000 - Championship Standings

Misano World Circuit 4.226 m

2 / 2

	Points	Points From First	Points From Previous	April 3 ARAGON	April 17 ASSEN	May 1 IMOLA	May 29 DONINGTON PARK	June 19 MISANO	September 18 LAUSITZRING	October 2 MAGNY-COURS	October 16 JEREZ									
25 MOSER Marc (GER)	6	76	0		5 18	1 20	21	23												
26 PONSSON Christophe (FRA)	6	76	0	2 14	2 19	24	21	23												
27 TUCCI Andrea (ITA)	5	77	1					5 27												
28 DE BOER Danny (NED)	5	77	0				5 26	27												
29 ANDREOZZI Alessandro (ITA)	5	77	0	3 13	21	23	26	27												
30 PUFFE Julian (GER)	4	78	1				4 28	30												
31 STARING Bryan (AUS)	4	78	0	4 12	19	24	28	30												
32 SANDI Federico (ITA)	1	81	3					1 32												
33 MERCANELLI Roberto (ITA)	1	81	0		1 22	27	30	32												

First Line: Championship Standings - Second Line: Ranking Progression

These data/results cannot be reproduced, stored and/or transmitted in whole or in part by any manner of electronic, mechanical, photocopying, recording, broadcasting or otherwise now known or herein after developed without the previous express consent by the copyright owner, except for reproduction in daily press and regular printed publications on sale to the public within 60 days of the event related to those data/results and always provided that copyright symbol appears together as follows below.

© DORNA WSBK ORGANIZATION Srl 2016

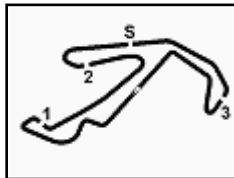
FIKR PERUGIA TIMING



Official Tyre Supplier



Official Timekeeper



Riviera di Rimini Round, 17-18-19 June 2016

Superstock 1000 - Manufacturers Standings

Misano World Circuit 4.226 m

	Points	Points From First	Points From Previous	April 3 ARAGON	April 17 ASSEN	May 1 IMOLA	May 29 DONINGTON PARK	June 19 MISANO	September 18 LAUSITZRING	October 2 MAGNY-COURS	October 16 JEREZ							
1 DUCATI	102			25 1	16 1	25 1	20 1	16 1										
2 BMW	92	10		16 2	25 1	16 2	25 2	10 2										
3 YAMAHA	74	28	18	13 3	11 3	9 5	16 4	25 3										
4 APRILIA	73	29	1	10 4	10 5	20 3	13 3	20 4										
5 KAWASAKI	58	44	15	4 5	20 3	11 4	10 5	13 5										

First Line: Championship Standings - Second Line: Ranking Progression

These data/results cannot be reproduced, stored and/or transmitted in whole or in part by any manner of electronic, mechanical, photocopying, recording, broadcasting or otherwise now known or herein after developed without the previous express consent by the copyright owner, except for reproduction in daily press and regular printed publications on sale to the public within 60 days of the event related to those data/results and always provided that copyright symbol appears together as follows below.

© DORNA WSBK ORGANIZATION Srl 2016

PIRELLI PERUGIA TIMING



Official Tyre Supplier



Official Timekeeper

Riviera di Rimini Round, 17-18-19 June 2016

Superstock 1000 - Race Winners

Misano World Circuit 4.226 m

	2013	2014	2015	2016
01 MotorLand Aragon	Barrier S. (Fra) Bmw	Mercado L. (Arg) Duc	Tamburini R. (Ita) Bmw	Mercado L. (Arg) Duc
02 TT Circuit Assen	La Marra E. (Ita) Duc	Valk K. (Ned) Kaw	Savadori L. (Ita) Apr	De Rosa R. (Ita) Bmw
03 Imola Circuit	Barrier S. (Fra) Bmw	Jezek O. (Cze) Duc	Savadori L. (Ita) Apr	Mercado L. (Arg) Duc
04 Donington Park			Savadori L. (Ita) Apr	De Rosa R. (Ita) Bmw
05 Misano World Circuit		Savadori L. (Ita) Kaw	Savadori L. (Ita) Apr	Mahias L. (Fra) Yam
07 Circuit de Nevers	Guarnoni J. (Fra) Kaw	Lussiana M. (Fra) Kaw	Guarnoni J. (Fra) Yam	
08 Circuito de Jerez	Guarnoni J. (Fra) Kaw	Mercado L. (Arg) Duc	Tamburini R. (Ita) Bmw	

2016

- 2 R. De Rosa
- 2 L. Mercado
- 1 L. Mahias

ALL TIMES

- | | | | |
|----------------|--------------------|----------------|--------------|
| 11 A. Badovini | 4 D. Petrucci | 1 V. Scatola | 1 M. Pirro |
| 10 S. Barrier | 4 J. Guarnoni | 1 F. Capriotti | 1 L. Zanetti |
| 8 X. Simeon | 3 W. Tortoroglio | 1 J. Morley | 1 K. Valk |
| 8 L. Savadori | 3 C. Burns | 1 G. Mason | 1 L. Mahias |
| 7 J. Ellison | 3 D. Van Keymeulen | 1 C. Vermeulen | |
| 7 M. Berger | 3 R. Chiarello | 1 D. Tosolini | |
| 7 C. Corti | 3 B. Staring | 1 M. Heckles | |
| 5 G. Vizziello | 3 R. Tamburini | 1 L. Mauri | |
| 5 A. Polita | 2 D. Jefferies | 1 C. Coxhell | |
| 5 L. Mercado | 2 K. Harris | 1 I. Sala | |
| 4 V. Iannuzzo | 2 K. Sofuoglu | 1 M. Bauer | |
| 4 L. Alfonsi | 2 M. Baiocco | 1 M. Laverty | |
| 4 D. Oliver | 2 L. Scassa | 1 M. Smrz | |
| 4 L. Lanzi | 2 N. Canepa | 1 M. Roccoli | |
| 4 M. Fabrizio | 2 E. La Marra | 1 O. Jezek | |
| 4 D. Giugliano | 2 R. De Rosa | 1 M. Lussiana | |
| 4 B. Roberts | | 1 M. Aitchison | |

These data/results cannot be reproduced, stored and/or transmitted in whole or in part by any manner of electronic, mechanical, photocopying, recording, broadcasting or otherwise now known or herein after developed without the previous express consent by the copyright owner, except for reproduction in daily press and regular printed publications on sale to the public within 60 days of the event related to those data/results and always provided that copyright symbol appears together as follows below.

© DORNA WSBK ORGANIZATION Srl 2016