



17/04/2016

## Assen premia Andrea Mantovani ed il suo Team con un grande 5 posto !

Non poteva finire meglio, questo secondo Round del Mondiale Superstock 1000, dove Andrea ha terminato la gara disputata oggi sul circuito di Assen, con un bellissimo 5° posto assoluto, che lo vede risalire nella classifica generale alla 5° posizione con 20 punti a pari merito con il 4° classificato.

Da sottolineare che la Yamaha R1 di Andrea è la prima Yamaha oggi nel mondiale Superstock 1000 !!

La gara ridotta a 9 giri a causa dell'olio in pista fuoriscito dal motore di un pilota durante il giro di allineamento, ha costretto la direzione gara ad interrompere la partenza per le operazioni di pulizia del circuito. Allo spegnimento del semaforo Andrea scattato dalla diciannovesima casella, passa già nono al primo giro.

Risalito fino alla terza posizione al quinto giro, ha tagliato il traguardo quinto. A fine gara Andrea ha commentato :- non avrei avuto il passo per rimanere terzo, così ho pensato di portare a casa altri 11 punti importanti per il campionato, che è ancora lungo -.

Le pista durante la gara non era ancora completamente asciutta, soprattutto in alcuni settori, per cui occorreva la massima attenzione ed un setting che fosse un compromesso fra l'asciutto ed il bagnato, cosa che il team ha saputo ben interpretare.

Un week-end partito in salita, visto che Andrea era alla sua prima uscita nel circuito olandese, che il venerdì delle prove libere è stato costantemente sotto la pioggia. Il sabato delle qualifiche (turno unico da 30 min), la pista era asciutta, così sono potuti iniziare finalmente i lavori di messa a punto della moto, proseguiti la domenica mattina nel wup, e poi prima della gara.

Un grande plauso a tutta la squadra che non ha mai smesso di lavorare e ad Andrea che ha dimostrato ancora una volta il suo grande talento.

Così la classifica del Mondiale Superstock 1000 al secondo Round:

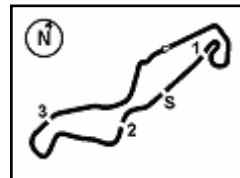
- 1) De Rosa BMW ..... 41
- 2) Rinaldi Ducati ..... 36
- 3) Mercado Ducati..... 32
- 4) Guarnoni Kawasaki 20
- 5) Mantovani Yamaha 20

Grazie anche a tutti gli sponsor, il prossimo appuntamento è a Imola il 01.05.2016



Dr. Antonio Mantovani - www.am9team.com- 3381924574 -am9team@libero.it





TT Circuit Assen 4.542 m

1 / 2

## Dutch Round, 15-16-17 April 2016 Superstock 1000 - Results Race

Laps 9 = 40,878 Km - Time Of Race 15'26.058 - Avg. 158,911 km/h

| Pos Race                 | Grid | No. Rider         | Nat | Team                                | Bike               | LL | Gap      | Fastest Lap | Speed | Qualifying |       | Ranking |     |     |
|--------------------------|------|-------------------|-----|-------------------------------------|--------------------|----|----------|-------------|-------|------------|-------|---------|-----|-----|
|                          |      |                   |     |                                     |                    |    |          |             |       | Time       | Speed | R       | Tot | Pos |
| 1                        | 3    | 35 R. DE ROSA     | ITA | Althea BMW Racing Team              | BMW S 1000 RR      | 9  |          | 1'40.004    | 275,9 | 1'38.788   | 265,3 | 25      | 41  | 1   |
| 2                        | 12   | 11 J. GUARNONI    | FRA | Pedercini Racing Kawasaki           | Kawasaki ZX-10R    | 9  | 10.175   | 1'40.171    | 274,5 | 1'39.885   | 259,2 | 20      | 20  | 4   |
| 3                        | 5    | 12 M. RINALDI     | ITA | Aruba.it Racing - Junior Team       | Ducati Panigale R  | 9  | 10.475   | 1'39.735    | 277,6 | 1'39.165   | 264,3 | 16      | 36  | 2   |
| 4                        | 6    | 5 M. FACCANI      | ITA | Triple-M Racing                     | Ducati Panigale R  | 9  | 11.439   | 1'40.897    | 272,7 | 1'39.608   | 264,3 | 13      | 13  | 6   |
| 5                        | 19   | 59 A. MANTOVANI   | ITA | Guandalini Racing Yamaha            | Yamaha YZF R1      | 9  | 18.034   | 1'42.485    |       | 1'40.790   | 263,0 | 11      | 20  | 5   |
| 6                        | 9    | 123 L. SALVADORI  | ITA | GP Project                          | Aprilia RSV4 RF    | 9  | 22.186   | 1'42.142    | 266,3 | 1'39.699   | 264,0 | 10      | 10  | 10  |
| 7                        | 10   | 77 W. TESSELS     | NED | MTM / HS Kawasaki                   | Kawasaki ZX-10R    | 9  | 26.267   | 1'41.540    | 270,0 | 1'39.839   | 257,4 | 9       | 9   | 11  |
| 8                        | 20   | 16 G. BLACK       | GBR | MTM / HS Kawasaki                   | Kawasaki ZX-10R    | 9  | 26.369   | 1'43.734    | 270,0 | 1'40.914   | 259,2 | 8       | 8   | 13  |
| 9                        | 2    | 36 L. MERCADO     | ARG | Aruba.it Racing - Junior Team       | Ducati Panigale R  | 9  | 26.652   | 1'43.445    | 275,5 | 1'38.536   | 264,7 | 7       | 32  | 3   |
| 10                       | 25   | 47 R. HARTOG      | NED | Team Hartog - Jenik - Against Cance | Kawasaki ZX-10R    | 9  | 26.746   | 1'41.522    | 271,3 | 1'41.169   | 258,0 | 6       | 6   | 16  |
| 11                       | 14   | 32 M. MOSER       | GER | Triple-M Racing                     | Ducati Panigale R  | 9  | 26.958   | 1'41.575    | 262,1 | 1'39.953   | 254,6 | 5       | 5   | 18  |
| 12                       | 32   | 70 L. VITALI      | ITA | Team 2R Racing                      | BMW S 1000 RR      | 9  | 32.512   | 1'41.879    | 274,5 | 1'42.168   | 262,7 | 4       | 9   | 12  |
| 13                       | 13   | 74 K. CALIA       | ITA | Nuova M2 Racing                     | Aprilia RSV4 RF    | 9  | 42.551   | 1'44.769    | 266,6 | 1'39.894   | 268,0 | 3       | 13  | 8   |
| 14                       | 28   | 23 C. PONSSON     | FRA | Pedercini Racing Kawasaki           | Kawasaki ZX-10R    | 9  | 49.893   | 1'45.231    | 265,0 | 1'41.545   | 262,1 | 2       | 4   | 20  |
| 15                       | 26   | 93 R. MERCANDELLI | ITA | Team Pedercini                      | Kawasaki ZX-10R    | 9  | 49.993   | 1'43.079    | 269,0 | 1'41.354   | 259,2 | 1       | 1   | 22  |
| 16                       | 30   | 6 A. SIMONESCHI   | ITA | BWG Racing                          | Kawasaki ZX-10R    | 9  | 57.478   | 1'44.271    | 265,3 | 1'42.827   | 254,9 |         |     |     |
| 17                       | 29   | 52 G. DUWELZ      | BEL | D.K. Racing                         | BMW S 1000 RR      | 9  | 1'04.222 | 1'45.263    | 269,3 | 1'42.507   | 261,8 |         |     |     |
| 18                       | 23   | 69 D. MCFADDEN    | RSA | Agro On-Benjan-Kawasaki             | Kawasaki ZX-10R    | 9  | 1'07.944 | 1'47.708    | 255,5 | 1'41.051   | 257,7 |         |     |     |
| 19                       | 16   | 67 B. STARING     | AUS | Agro On-Benjan-Kawasaki             | Kawasaki ZX-10R    | 9  | 1'10.218 | 1'47.723    | 257,7 | 1'40.195   | 262,7 |         | 4   | 19  |
| 20                       | 4    | 2 R. TAMBURINI    | ITA | Nuova M2 Racing                     | Aprilia RSV4 RF    | 9  | 1'10.554 | 1'47.270    | 260,5 | 1'38.799   | 269,3 |         |     |     |
| 21                       | 7    | 43 F. MASSEI      | ITA | Team Trasimeno                      | Yamaha YZF R1      | 9  | 1'10.602 | 1'47.819    | 266,0 | 1'39.614   | 258,9 |         | 6   | 17  |
| 22                       | 37   | 9 T. FINSTERBUSCH | GER | BCC-Racing Team                     | Kawasaki ZX-10R    | 9  | 1'15.415 | 1'45.669    | 267,6 | 0.000      | 252,0 |         |     |     |
| 23                       | 31   | 51 E. VIONNET     | SUI | Motos Vionnet                       | BMW S 1000 RR      | 9  | 1'16.241 | 1'48.517    | 252,8 | 1'42.853   | 260,8 |         |     |     |
| 24                       | 27   | 3 S. SUCHET       | SUI | Berclaz Racing by MotoXracing       | Yamaha YZF R1      | 9  | 1'25.460 | 1'50.106    | 264,7 | 1'41.539   | 264,0 |         | 1   | 23  |
| 25                       | 34   | 99 F. CAVALLI     | ITA | PUNTO MOTO Corse by Clasitaly       | Kawasaki ZX-10R    | 9  | 1'27.915 | 1'47.914    | 265,6 | 1'43.211   | 261,8 |         |     |     |
| 26                       | 17   | 45 J. METCHER     | AUS | Kawasaki Puccetti Racing            | Kawasaki ZX-10R    | 9  | 1'33.594 | 1'51.010    | 254,0 | 1'40.343   | 259,9 |         |     |     |
| 27                       | 33   | 13 F. SANCHIONI   | ITA | PUNTO MOTO Corse by Clasitaly       | Kawasaki ZX-10R    | 9  | 1'42.140 | 1'51.064    | 257,4 | 1'42.872   | 257,7 |         |     |     |
| 28                       | 36   | 26 M. SBAIZ       | ITA | Berclaz Racing by MotoXracing       | Yamaha YZF R1      | 8  | 1 Lap    | 1'53.669    | 252,8 | 1'44.702   | 258,9 |         |     |     |
| -----Not Classified----- |      |                   |     |                                     |                    |    |          |             |       |            |       |         |     |     |
| RET                      | 40   | 41 F. D'ANNUNZIO  | ITA | FDA Racing Team                     | BMW S 1000 RR      | 5  | 4 Laps   | 1'52.378    | 239,6 | 1'40.977   | 259,2 |         |     |     |
| RET                      | 1    | 84 R. RUSSO       | ITA | PATA Yamaha Official Stock Team     | Yamaha YZF R1      | 4  | 5 Laps   | 1'41.133    | 275,5 | 1'38.248   | 265,3 |         | 13  | 7   |
| RET                      | 8    | 4 D. DE BOER      | NED | SWPN                                | Yamaha YZF R1      | 4  | 5 Laps   | 1'43.088    | 267,6 | 1'39.654   | 263,4 |         |     |     |
| RET                      | 15   | 121 A. ANDREOZZI  | ITA | Team Pedercini                      | Kawasaki ZX-10R    | 3  | 6 Laps   | 1'45.161    | 275,5 | 1'40.016   | 259,9 |         | 3   | 21  |
| RET                      | 18   | 58 E. PUSCEDDU    | ITA | SK-Racing Team by Barni             | Ducati Panigale R  | 3  | 6 Laps   | 2'00.555    | 249,0 | 1'40.610   | 260,8 |         |     |     |
| RET                      | 24   | 19 J. PUFFE       | GER | Agro On-Benjan-Kawasaki             | Kawasaki ZX-10R    | 0  |          |             |       | 1'41.142   | 262,4 |         |     |     |
| RET                      | 22   | 111 N. WALRAVEN   | NED | Stichting Walraven Racing           | Honda CBR1000RR SP | 0  |          |             |       | 1'41.022   | 259,2 |         |     |     |
| RET                      | 11   | 87 L. MARCONI     | ITA | Team Trasimeno                      | Yamaha YZF R1      | 0  |          |             |       | 1'39.852   | 258,9 |         | 8   | 14  |

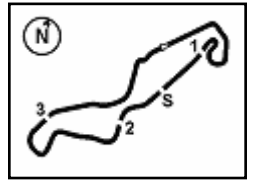
|       |            |     |       |      |
|-------|------------|-----|-------|------|
| AIR   | Humidity:  | 66% | Temp: | 8°C  |
| TRACK | Condition: | Wet | Temp: | 16°C |

|             |                          |          |         |      |
|-------------|--------------------------|----------|---------|------|
| Fastest Lap | 8° Michael Ruben Rinaldi | 1'39.735 | 163,946 | Km/h |
| Lap Record: | 2015 L.Savadori          | 1'37.594 | 167,540 | Km/h |
| Best Lap    | 2015 L.Savadori          | 1'36.998 | 168,570 | Km/h |

| LAP LEADERS   |      |    |      |       |
|---------------|------|----|------|-------|
| No. Rider     | From | To | Laps | Total |
| 84 R. RUSSO   | 1    | 2  | 2    | 2     |
| 35 R. DE ROSA | 3    | 9  | 7    | 7     |

| TOTAL LEADER LAPS |      |  |
|-------------------|------|--|
| No. Rider         | Laps |  |
| 35 R. DE ROSA     | 7    |  |
| 36 L. MERCADO     | 7    |  |
| 84 R. RUSSO       | 2    |  |
| 12 M. RINALDI     | 1    |  |

17/04/2016 Start 15:17 End 15:34 The results are provisional until the end of the time limit for protests and appeals and the completion of the technical checks.



## Dutch Round, 15-16-17 April 2016 Superstock 1000 - Results Race

### RACE HIGHLIGHTS

|          |               |                   |
|----------|---------------|-------------------|
| 14.39.03 |               | Warm-up Lap Start |
| 14.40.19 | 87 Marconi    | Technical Problem |
| 14.41.51 |               | Start Delayed     |
| 15.13.35 |               | Warm-up Lap Start |
| 15.17.17 |               | Start             |
| 15.17.41 | 111 Walraven  | Crashed - Turn 2  |
| 15.17.42 | 19 Puffe      | Crashed - Turn 2  |
| 15.20.21 |               | No Jump Start     |
| 15.22.12 | 111 Walraven  | Medical Center    |
| 15.22.44 | 58 Pusceddu   | Entered Pits      |
| 15.24.08 | 121 Andreozzi | Crashed - Turn 12 |
| 15.24.51 | 4 De Boer     | Technical Problem |
| 15.25.12 | 84 Russo      | Crashed - Turn 12 |
| 15.27.15 | 84 Russo      | Medical Center    |
| 15.28.15 | 41 D'Annunzio | Entered Pits      |
| 15.28.44 | 41 D'Annunzio | Out               |
| 15.34.34 |               | End Of Session    |

17/04/2016 Start 15:17 End 15:34

The results are provisional until the end of the time limit for protests and appeals and the completion of the technical checks.

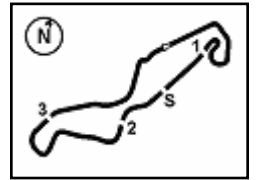
FICR PERUGIA TIMING



Official Tyre Supplier



Official Timekeeper

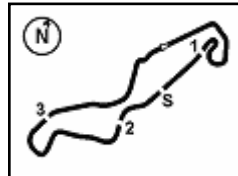


TT Circuit Assen 4.542 m

## Dutch Round, 15-16-17 April 2016 Superstock 1000 - Lap Chart Race

| Pos | Lap |     |     |     |     |     |     |     |     |
|-----|-----|-----|-----|-----|-----|-----|-----|-----|-----|
|     | 1   | 2   | 3   | 4   | 5   | 6   | 7   | 8   | 9   |
| 1   | 84  | 84  | 35  | 35  | 35  | 35  | 35  | 35  | 35  |
| 2   | 36  | 36  | 84  | 84  | 5   | 5   | 5   | 11  | 11  |
| 3   | 12  | 35  | 36  | 5   | 59  | 11  | 11  | 12  | 12  |
| 4   | 35  | 5   | 5   | 36  | 11  | 59  | 12  | 5   | 5   |
| 5   | 5   | 12  | 59  | 59  | 12  | 12  | 59  | 59  | 59  |
| 6   | 123 | 59  | 12  | 12  | 36  | 36  | 123 | 123 | 123 |
| 7   | 16  | 16  | 16  | 4   | 16  | 16  | 16  | 16  | 77  |
| 8   | 74  | 123 | 4   | 11  | 123 | 123 | 36  | 36  | 16  |
| 9   | 59  | 74  | 11  | 16  | 77  | 77  | 77  | 47  | 36  |
| 10  | 43  | 4   | 123 | 123 | 47  | 47  | 47  | 77  | 47  |
| 11  | 58  | 11  | 74  | 74  | 74  | 32  | 32  | 32  | 32  |
| 12  | 4   | 43  | 47  | 77  | 32  | 74  | 70  | 70  | 70  |
| 13  | 11  | 47  | 77  | 47  | 70  | 70  | 74  | 74  | 74  |
| 14  | 2   | 2   | 32  | 32  | 23  | 23  | 23  | 23  | 23  |
| 15  | 47  | 77  | 2   | 2   | 2   | 93  | 93  | 93  | 93  |
| 16  | 77  | 32  | 23  | 70  | 69  | 2   | 6   | 6   | 6   |
| 17  | 32  | 23  | 43  | 23  | 93  | 6   | 69  | 52  | 52  |
| 18  | 23  | 69  | 70  | 43  | 6   | 69  | 2   | 69  | 69  |
| 19  | 67  | 67  | 121 | 69  | 43  | 9   | 52  | 43  | 67  |
| 20  | 45  | 45  | 69  | 67  | 67  | 43  | 43  | 67  | 2   |
| 21  | 69  | 70  | 67  | 93  | 9   | 67  | 67  | 2   | 43  |
| 22  | 3   | 3   | 45  | 9   | 51  | 52  | 51  | 51  | 9   |
| 23  | 51  | 51  | 3   | 6   | 52  | 51  | 9   | 9   | 51  |
| 24  | 93  | 9   | 93  | 3   | 3   | 3   | 3   | 3   | 3   |
| 25  | 70  | 121 | 51  | 51  | 45  | 45  | 45  | 99  | 99  |
| 26  | 121 | 93  | 9   | 52  | 99  | 99  | 99  | 45  | 45  |
| 27  | 9   | 58  | 6   | 45  | 13  | 13  | 13  | 13  | 13  |
| 28  | 13  | 13  | 13  | 99  | 26  | 26  | 26  | 26  | 26  |
| 29  | 6   | 6   | 52  | 13  | 41  |     |     |     |     |
| 30  | 52  | 52  | 99  | 26  |     |     |     |     |     |
| 31  | 99  | 99  | 58  | 41  |     |     |     |     |     |
| 32  | 26  | 26  | 26  |     |     |     |     |     |     |
| 33  | 41  | 41  | 41  |     |     |     |     |     |     |

| Final Result |                          |          |
|--------------|--------------------------|----------|
| 1            | <b>35 R. DE ROSA</b>     | Laps 9   |
| 2            | <b>11 J. GUARNONI</b>    | 10.175   |
| 3            | <b>12 M. RINALDI</b>     | 10.475   |
| 4            | <b>5 M. FACCANI</b>      | 11.439   |
| 5            | <b>59 A. MANTOVANI</b>   | 18.034   |
| 6            | <b>123 L. SALVADORI</b>  | 22.186   |
| 7            | <b>77 W. TESSELS</b>     | 26.267   |
| 8            | <b>16 G. BLACK</b>       | 26.369   |
| 9            | <b>36 L. MERCADO</b>     | 26.652   |
| 10           | <b>47 R. HARTOG</b>      | 26.746   |
| 11           | <b>32 M. MOSER</b>       | 26.958   |
| 12           | <b>70 L. VITALI</b>      | 32.512   |
| 13           | <b>74 K. CALIA</b>       | 42.551   |
| 14           | <b>23 C. PONSSON</b>     | 49.893   |
| 15           | <b>93 R. MERCANDELLI</b> | 49.993   |
| 16           | <b>6 A. SIMONESCHI</b>   | 57.478   |
| 17           | <b>52 G. DUWELZ</b>      | 1'04.222 |
| 18           | <b>69 D. MCFADDEN</b>    | 1'07.944 |
| 19           | <b>67 B. STARING</b>     | 1'10.218 |
| 20           | <b>2 R. TAMBURINI</b>    | 1'10.554 |
| 21           | <b>43 F. MASSEI</b>      | 1'10.602 |
| 22           | <b>9 T. FINSTERBUSCH</b> | 1'15.415 |
| 23           | <b>51 E. VIONNET</b>     | 1'16.241 |
| 24           | <b>3 S. SUCHET</b>       | 1'25.460 |
| 25           | <b>99 F. CAVALLI</b>     | 1'27.915 |
| 26           | <b>45 J. METCHER</b>     | 1'33.594 |
| 27           | <b>13 F. SANCHIONI</b>   | 1'42.140 |
| 28           | <b>26 M. SBAIZ</b>       | 1 Lap    |
| RET          | <b>41 F. D'ANNUNZIO</b>  | 4 Laps   |
| RET          | <b>84 R. RUSSO</b>       | 5 Laps   |
| RET          | <b>4 D. DE BOER</b>      | 5 Laps   |
| RET          | <b>121 A. ANDREOZZI</b>  | 6 Laps   |
| RET          | <b>58 E. PUSCEDDU</b>    | 6 Laps   |
| RET          | <b>87 L. MARCONI</b>     |          |
| RET          | <b>19 J. PUFFE</b>       |          |
| RET          | <b>111 N. WALRAVEN</b>   |          |



## Dutch Round, 15-16-17 April 2016 Superstock 1000 - Lap Chart Race

TT Circuit Assen 4.542 m

2 / 3

### Lap 1

|    |                         |        |
|----|-------------------------|--------|
| 1  | 84 R. Russo (ITA)       |        |
| 2  | 36 L. Mercado (ARG)     | 0.653  |
| 3  | 12 M. Rinaldi (ITA)     | 2.006  |
| 4  | 35 R. De Rosa (ITA)     | 2.040  |
| 5  | 5 M. Faccani (ITA)      | 2.525  |
| 6  | 123 L. Salvadori (ITA)  | 2.857  |
| 7  | 16 G. Black (GBR)       | 3.250  |
| 8  | 74 K. Calia (ITA)       | 3.523  |
| 9  | 59 A. Mantovani (ITA)   | 3.972  |
| 10 | 43 F. Massei (ITA)      | 4.230  |
| 11 | 58 E. Pusceddu (ITA)    | 4.612  |
| 12 | 4 D. De Boer (NED)      | 4.708  |
| 13 | 11 J. Guarnoni (FRA)    | 4.862  |
| 14 | 2 R. Tamburini (ITA)    | 6.272  |
| 15 | 47 R. Hartog (NED)      | 6.419  |
| 16 | 77 W. Tessels (NED)     | 7.076  |
| 17 | 32 M. Moser (GER)       | 7.267  |
| 18 | 23 C. Ponsson (FRA)     | 7.923  |
| 19 | 67 B. Staring (AUS)     | 8.103  |
| 20 | 45 J. Metcher (AUS)     | 8.484  |
| 21 | 69 D. McFadden (RSA)    | 8.644  |
| 22 | 3 S. Suchet (SUI)       | 9.311  |
| 23 | 51 E. Vionnet (SUI)     | 9.532  |
| 24 | 93 R. Mercandelli (ITA) | 10.110 |
| 25 | 70 L. Vitali (ITA)      | 11.465 |
| 26 | 121 A. Andreozzi (ITA)  | 11.554 |
| 27 | 9 T. Finsterbusch (GER) | 12.029 |
| 28 | 13 F. Sanchioni (ITA)   | 12.938 |
| 29 | 6 A. Simoneschi (ITA)   | 14.659 |
| 30 | 52 G. Duwelz (BEL)      | 15.131 |
| 31 | 99 F. Cavalli (ITA)     | 16.839 |
| 32 | 26 M. Sbaiz (ITA)       | 17.826 |
| 33 | 41 F. D'Annunzio (ITA)  |        |

|    |                         |        |
|----|-------------------------|--------|
| 10 | 123 L. Salvadori (ITA)  | 6.611  |
| 11 | 74 K. Calia (ITA)       | 7.055  |
| 12 | 47 R. Hartog (NED)      | 13.312 |
| 13 | 77 W. Tessels (NED)     | 14.382 |
| 14 | 32 M. Moser (GER)       | 14.692 |
| 15 | 2 R. Tamburini (ITA)    | 16.950 |
| 16 | 23 C. Ponsson (FRA)     | 17.179 |
| 17 | 43 F. Massei (ITA)      | 17.912 |
| 18 | 70 L. Vitali (ITA)      | 19.648 |
| 19 | 121 A. Andreozzi (ITA)  | 20.637 |
| 20 | 69 D. McFadden (RSA)    | 20.668 |
| 21 | 67 B. Staring (AUS)     | 21.588 |
| 22 | 45 J. Metcher (AUS)     | 24.485 |
| 23 | 3 S. Suchet (SUI)       | 24.632 |
| 24 | 93 R. Mercandelli (ITA) | 24.698 |
| 25 | 51 E. Vionnet (SUI)     | 25.016 |
| 26 | 9 T. Finsterbusch (GER) | 25.191 |
| 27 | 6 A. Simoneschi (ITA)   | 25.404 |
| 28 | 13 F. Sanchioni (ITA)   | 29.575 |
| 29 | 52 G. Duwelz (BEL)      | 30.247 |
| 30 | 99 F. Cavalli (ITA)     | 35.817 |
| 31 | 58 E. Pusceddu (ITA)    | 39.808 |
| 32 | 26 M. Sbaiz (ITA)       | 45.449 |
| 33 | 41 F. D'Annunzio (ITA)  |        |

### Lap 4

|    |                         |         |
|----|-------------------------|---------|
| 1  | 35 R. De Rosa (ITA)     |         |
| 2  | 84 R. Russo (ITA)       | 0.323   |
| 3  | 5 M. Faccani (ITA)      | 5.844   |
| 4  | 36 L. Mercado (ARG)     | 6.527   |
| 5  | 59 A. Mantovani (ITA)   | 6.846   |
| 6  | 12 M. Rinaldi (ITA)     | 7.521   |
| 7  | 4 D. De Boer (NED)      | 7.536   |
| 8  | 11 J. Guarnoni (FRA)    | 7.678   |
| 9  | 16 G. Black (GBR)       | 8.341   |
| 10 | 123 L. Salvadori (ITA)  | 9.232   |
| 11 | 74 K. Calia (ITA)       | 10.753  |
| 12 | 77 W. Tessels (NED)     | 17.294  |
| 13 | 47 R. Hartog (NED)      | 17.466  |
| 14 | 32 M. Moser (GER)       | 17.706  |
| 15 | 2 R. Tamburini (ITA)    | 23.695  |
| 16 | 70 L. Vitali (ITA)      | 23.856  |
| 17 | 23 C. Ponsson (FRA)     | 23.978  |
| 18 | 43 F. Massei (ITA)      | 25.505  |
| 19 | 69 D. McFadden (RSA)    | 27.349  |
| 20 | 67 B. Staring (AUS)     | 29.293  |
| 21 | 93 R. Mercandelli (ITA) | 29.429  |
| 22 | 9 T. Finsterbusch (GER) | 32.890  |
| 23 | 6 A. Simoneschi (ITA)   | 33.075  |
| 24 | 3 S. Suchet (SUI)       | 34.618  |
| 25 | 51 E. Vionnet (SUI)     | 34.710  |
| 26 | 52 G. Duwelz (BEL)      | 36.536  |
| 27 | 45 J. Metcher (AUS)     | 36.564  |
| 28 | 99 F. Cavalli (ITA)     | 45.355  |
| 29 | 13 F. Sanchioni (ITA)   | 47.194  |
| 30 | 26 M. Sbaiz (ITA)       | 100.508 |
| 31 | 41 F. D'Annunzio (ITA)  |         |

### Lap 5

|    |                         |        |
|----|-------------------------|--------|
| 1  | 35 R. De Rosa (ITA)     |        |
| 2  | 5 M. Faccani (ITA)      | 8.456  |
| 3  | 59 A. Mantovani (ITA)   | 8.755  |
| 4  | 11 J. Guarnoni (FRA)    | 9.247  |
| 5  | 12 M. Rinaldi (ITA)     | 9.654  |
| 6  | 36 L. Mercado (ARG)     | 12.171 |
| 7  | 16 G. Black (GBR)       | 12.921 |
| 8  | 123 L. Salvadori (ITA)  | 13.711 |
| 9  | 77 W. Tessels (NED)     | 20.970 |
| 10 | 47 R. Hartog (NED)      | 21.101 |
| 11 | 74 K. Calia (ITA)       | 21.990 |
| 12 | 32 M. Moser (GER)       | 22.188 |
| 13 | 70 L. Vitali (ITA)      | 26.643 |
| 14 | 23 C. Ponsson (FRA)     | 30.626 |
| 15 | 2 R. Tamburini (ITA)    | 37.349 |
| 16 | 69 D. McFadden (RSA)    | 37.754 |
| 17 | 93 R. Mercandelli (ITA) | 38.004 |
| 18 | 6 A. Simoneschi (ITA)   | 39.996 |
| 19 | 43 F. Massei (ITA)      | 40.483 |
| 20 | 67 B. Staring (AUS)     | 40.805 |
| 21 | 9 T. Finsterbusch (GER) | 41.018 |
| 22 | 51 E. Vionnet (SUI)     | 43.899 |

|    |                        |         |
|----|------------------------|---------|
| 23 | 52 G. Duwelz (BEL)     | 44.052  |
| 24 | 3 S. Suchet (SUI)      | 47.346  |
| 25 | 45 J. Metcher (AUS)    | 49.869  |
| 26 | 99 F. Cavalli (ITA)    | 54.637  |
| 27 | 13 F. Sanchioni (ITA)  | 59.995  |
| 28 | 26 M. Sbaiz (ITA)      | 118.051 |
| 29 | 41 F. D'Annunzio (ITA) |         |

### Lap 6

|    |                         |         |
|----|-------------------------|---------|
| 1  | 35 R. De Rosa (ITA)     |         |
| 2  | 5 M. Faccani (ITA)      | 10.918  |
| 3  | 11 J. Guarnoni (FRA)    | 11.361  |
| 4  | 59 A. Mantovani (ITA)   | 11.361  |
| 5  | 12 M. Rinaldi (ITA)     | 12.250  |
| 6  | 36 L. Mercado (ARG)     | 15.891  |
| 7  | 16 G. Black (GBR)       | 16.121  |
| 8  | 123 L. Salvadori (ITA)  | 16.289  |
| 9  | 77 W. Tessels (NED)     | 23.243  |
| 10 | 47 R. Hartog (NED)      | 23.580  |
| 11 | 32 M. Moser (GER)       | 24.113  |
| 12 | 74 K. Calia (ITA)       | 27.240  |
| 13 | 70 L. Vitali (ITA)      | 28.561  |
| 14 | 23 C. Ponsson (FRA)     | 36.137  |
| 15 | 93 R. Mercandelli (ITA) | 42.378  |
| 16 | 2 R. Tamburini (ITA)    | 45.757  |
| 17 | 6 A. Simoneschi (ITA)   | 45.976  |
| 18 | 69 D. McFadden (RSA)    | 46.355  |
| 19 | 9 T. Finsterbusch (GER) | 46.782  |
| 20 | 43 F. Massei (ITA)      | 48.859  |
| 21 | 67 B. Staring (AUS)     | 48.990  |
| 22 | 52 G. Duwelz (BEL)      | 49.104  |
| 23 | 51 E. Vionnet (SUI)     | 52.147  |
| 24 | 3 S. Suchet (SUI)       | 57.366  |
| 25 | 45 J. Metcher (AUS)     | 102.099 |
| 26 | 99 F. Cavalli (ITA)     | 104.192 |
| 27 | 13 F. Sanchioni (ITA)   | 110.654 |
| 28 | 26 M. Sbaiz (ITA)       | 133.543 |

### Lap 7

|    |                         |         |
|----|-------------------------|---------|
| 1  | 35 R. De Rosa (ITA)     |         |
| 2  | 5 M. Faccani (ITA)      | 11.897  |
| 3  | 11 J. Guarnoni (FRA)    | 12.089  |
| 4  | 12 M. Rinaldi (ITA)     | 13.314  |
| 5  | 59 A. Mantovani (ITA)   | 13.842  |
| 6  | 123 L. Salvadori (ITA)  | 19.955  |
| 7  | 16 G. Black (GBR)       | 19.966  |
| 8  | 36 L. Mercado (ARG)     | 20.585  |
| 9  | 77 W. Tessels (NED)     | 25.362  |
| 10 | 47 R. Hartog (NED)      | 25.647  |
| 11 | 32 M. Moser (GER)       | 25.824  |
| 12 | 70 L. Vitali (ITA)      | 30.576  |
| 13 | 74 K. Calia (ITA)       | 32.917  |
| 14 | 23 C. Ponsson (FRA)     | 41.919  |
| 15 | 93 R. Mercandelli (ITA) | 46.402  |
| 16 | 6 A. Simoneschi (ITA)   | 51.435  |
| 17 | 69 D. McFadden (RSA)    | 54.841  |
| 18 | 2 R. Tamburini (ITA)    | 55.692  |
| 19 | 52 G. Duwelz (BEL)      | 55.877  |
| 20 | 43 F. Massei (ITA)      | 56.921  |
| 21 | 67 B. Staring (AUS)     | 57.105  |
| 22 | 51 E. Vionnet (SUI)     | 100.660 |
| 23 | 9 T. Finsterbusch (GER) | 106.619 |
| 24 | 3 S. Suchet (SUI)       | 107.689 |
| 25 | 45 J. Metcher (AUS)     | 113.846 |
| 26 | 99 F. Cavalli (ITA)     | 113.915 |
| 27 | 13 F. Sanchioni (ITA)   | 122.440 |
| 28 | 26 M. Sbaiz (ITA)       |         |

### Lap 8

|    |                        |        |
|----|------------------------|--------|
| 1  | 35 R. De Rosa (ITA)    |        |
| 2  | 11 J. Guarnoni (FRA)   | 11.682 |
| 3  | 12 M. Rinaldi (ITA)    | 12.153 |
| 4  | 5 M. Faccani (ITA)     | 12.220 |
| 5  | 59 A. Mantovani (ITA)  | 16.049 |
| 6  | 123 L. Salvadori (ITA) | 21.722 |
| 7  | 16 G. Black (GBR)      | 23.087 |
| 8  | 36 L. Mercado (ARG)    | 23.134 |
| 9  | 47 R. Hartog (NED)     | 26.273 |
| 10 | 77 W. Tessels (NED)    | 26.405 |
| 11 | 32 M. Moser (GER)      | 26.503 |

### Lap 2

|    |                         |        |
|----|-------------------------|--------|
| 1  | 84 R. Russo (ITA)       |        |
| 2  | 36 L. Mercado (ARG)     | 1.268  |
| 3  | 35 R. De Rosa (ITA)     | 1.334  |
| 4  | 5 M. Faccani (ITA)      | 3.510  |
| 5  | 12 M. Rinaldi (ITA)     | 3.745  |
| 6  | 59 A. Mantovani (ITA)   | 3.956  |
| 7  | 16 G. Black (GBR)       | 4.231  |
| 8  | 123 L. Salvadori (ITA)  | 4.318  |
| 9  | 74 K. Calia (ITA)       | 4.849  |
| 10 | 4 D. De Boer (NED)      | 5.026  |
| 11 | 11 J. Guarnoni (FRA)    | 5.344  |
| 12 | 43 F. Massei (ITA)      | 9.426  |
| 13 | 47 R. Hartog (NED)      | 10.456 |
| 14 | 2 R. Tamburini (ITA)    | 10.790 |
| 15 | 77 W. Tessels (NED)     | 11.097 |
| 16 | 32 M. Moser (GER)       | 11.337 |
| 17 | 23 C. Ponsson (FRA)     | 11.820 |
| 18 | 69 D. McFadden (RSA)    | 14.443 |
| 19 | 67 B. Staring (AUS)     | 14.879 |
| 20 | 45 J. Metcher (AUS)     | 16.138 |
| 21 | 70 L. Vitali (ITA)      | 16.274 |
| 22 | 3 S. Suchet (SUI)       | 16.617 |
| 23 | 51 E. Vionnet (SUI)     | 17.652 |
| 24 | 9 T. Finsterbusch (GER) | 18.651 |
| 25 | 121 A. Andreozzi (ITA)  | 18.710 |
| 26 | 93 R. Mercandelli (ITA) | 18.895 |
| 27 | 58 E. Pusceddu (ITA)    | 19.881 |
| 28 | 13 F. Sanchioni (ITA)   | 21.180 |
| 29 | 6 A. Simoneschi (ITA)   | 21.273 |
| 30 | 52 G. Duwelz (BEL)      | 24.501 |
| 31 | 99 F. Cavalli (ITA)     | 27.507 |
| 32 | 26 M. Sbaiz (ITA)       | 30.549 |
| 33 | 41 F. D'Annunzio (ITA)  |        |

### Lap 3

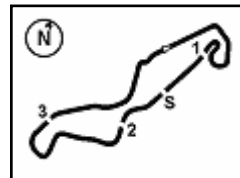
|   |                       |       |
|---|-----------------------|-------|
| 1 | 35 R. De Rosa (ITA)   |       |
| 2 | 84 R. Russo (ITA)     | 0.261 |
| 3 | 36 L. Mercado (ARG)   | 3.810 |
| 4 | 5 M. Faccani (ITA)    | 4.129 |
| 5 | 59 A. Mantovani (ITA) | 4.685 |
| 6 | 12 M. Rinaldi (ITA)   | 5.366 |
| 7 | 16 G. Black (GBR)     | 5.382 |
| 8 | 4 D. De Boer (NED)    | 5.519 |
| 9 | 11 J. Guarnoni (FRA)  | 6.028 |



29

STK1000

113/02



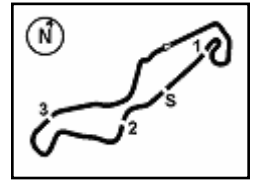
TT Circuit Assen 4.542 m

3 / 3

Dutch Round, 15-16-17 April 2016  
Superstock 1000 - Lap Chart Race







## Dutch Round, 15-16-17 April 2016

### Superstock 1000 - Chronological Analysis Race

Start at 15:16'43.564

| 35 R. DE ROSA (1'40.004) |               |              |              |               |               |                 |              |              |
|--------------------------|---------------|--------------|--------------|---------------|---------------|-----------------|--------------|--------------|
| Lap                      | Seg. 1        | Seg. 2       | Seg. 3       | Seg. 4        | Seg. 5        | Lap Time        | km/h         | Local Time   |
| 1                        | 39.352        | 5.292        | 11.450       | 33.665        | 24.858        | 1'54.617        | 261.1        | 15:18'38.181 |
| 2                        | 33.136        | 5.259        | 10.900       | 31.339        | 23.946        | 1'44.580        | <b>275.9</b> | 15:20'22.761 |
| 3                        | 32.626        | <b>5.250</b> | 10.371       | 30.014        | 23.639        | 1'41.900        | 274.1        | 15:22'04.661 |
| 4                        | 32.418        | 5.288        | 10.380       | 29.623        | <b>23.362</b> | 1'41.071        | 274.8        | 15:23'45.732 |
| 5                        | 32.710        | 5.295        | 10.176       | 29.169        | 23.428        | 1'40.778        | 275.2        | 15:25'26.510 |
| 6                        | <b>32.397</b> | 5.398        | 10.223       | 29.021        | 23.495        | 1'40.534        | 271.0        | 15:27'07.044 |
| 7                        | 32.433        | 5.315        | <b>9.869</b> | <b>28.948</b> | 23.439        | <b>1'40.004</b> | 274.1        | 15:28'47.048 |
| 8                        | 32.506        | 5.309        | 10.004       | 29.550        | 23.527        | 1'40.896        | 274.1        | 15:30'27.944 |
| 9                        | 32.650        | 5.420        | 10.294       | 29.229        | 24.085        | 1'41.678        | 266.3        | 15:32'09.622 |

| 11 J. GUARNONI (1'40.171) |               |              |              |               |               |                 |              |              |
|---------------------------|---------------|--------------|--------------|---------------|---------------|-----------------|--------------|--------------|
| Lap                       | Seg. 1        | Seg. 2       | Seg. 3       | Seg. 4        | Seg. 5        | Lap Time        | km/h         | Local Time   |
| 1                         | 41.638        | 5.392        | 12.281       | 33.060        | 25.068        | 1'57.439        | 259.2        | 15:18'41.003 |
| 2                         | 34.252        | 5.367        | 11.409       | 30.882        | 23.858        | 1'45.768        | 266.3        | 15:20'26.771 |
| 3                         | 33.531        | <b>5.336</b> | 10.922       | 30.209        | 23.920        | 1'43.918        | 271.7        | 15:22'10.689 |
| 4                         | 33.550        | 5.365        | 10.721       | 29.487        | 23.598        | 1'42.721        | 265.3        | 15:23'53.410 |
| 5                         | 33.355        | 5.340        | 10.447       | 29.642        | 23.563        | 1'42.347        | <b>274.5</b> | 15:25'35.757 |
| 6                         | 33.119        | 5.843        | 10.687       | 29.323        | 23.676        | 1'42.648        | 257.7        | 15:27'18.405 |
| 7                         | 33.076        | 5.447        | 10.215       | 28.836        | <b>23.158</b> | 1'40.732        | 265.0        | 15:28'59.137 |
| 8                         | 32.730        | 5.413        | 9.964        | 28.948        | 23.434        | 1'40.489        | 267.0        | 15:30'39.626 |
| 9                         | <b>32.682</b> | 5.439        | <b>9.894</b> | <b>28.806</b> | <b>23.350</b> | <b>1'40.171</b> | 264.3        | 15:32'19.797 |

| 12 M. RINALDI (1'39.735) |               |              |              |               |               |                 |              |              |
|--------------------------|---------------|--------------|--------------|---------------|---------------|-----------------|--------------|--------------|
| Lap                      | Seg. 1        | Seg. 2       | Seg. 3       | Seg. 4        | Seg. 5        | Lap Time        | km/h         | Local Time   |
| 1                        | 39.200        | 5.342        | 11.112       | 33.565        | 25.364        | 1'54.583        | 268.3        | 15:18'38.147 |
| 2                        | 34.105        | 5.353        | 10.794       | 32.062        | 24.711        | 1'47.025        | 272.7        | 15:20'25.172 |
| 3                        | 33.836        | 5.332        | 10.510       | 31.181        | 23.996        | 1'44.855        | 275.2        | 15:22'10.027 |
| 4                        | 33.584        | 5.276        | 10.462       | 30.133        | 23.771        | 1'43.226        | 276.9        | 15:23'53.253 |
| 5                        | 33.414        | 5.296        | 10.306       | 29.979        | 23.916        | 1'42.911        | 277.3        | 15:25'36.164 |
| 6                        | 32.956        | 5.407        | 10.484       | 30.593        | 23.690        | 1'43.130        | 266.6        | 15:27'19.294 |
| 7                        | 32.885        | 5.315        | 10.277       | 29.427        | <b>23.164</b> | 1'41.068        | 261.4        | 15:29'00.362 |
| 8                        | <b>32.484</b> | <b>5.264</b> | <b>9.757</b> | <b>28.992</b> | <b>23.238</b> | <b>1'39.735</b> | <b>277.6</b> | 15:30'40.097 |
| 9                        | 32.523        | 5.279        | 9.938        | 29.048        | 23.212        | 1'40.000        | 274.1        | 15:32'20.097 |

| 5 M. FACCANI (1'40.897) |               |              |              |               |               |                 |              |              |
|-------------------------|---------------|--------------|--------------|---------------|---------------|-----------------|--------------|--------------|
| Lap                     | Seg. 1        | Seg. 2       | Seg. 3       | Seg. 4        | Seg. 5        | Lap Time        | km/h         | Local Time   |
| 1                       | 39.880        | 5.409        | 11.263       | 33.516        | 25.034        | 1'55.102        | 270.7        | 15:18'38.666 |
| 2                       | 33.742        | <b>5.351</b> | 11.005       | 31.938        | 24.235        | 1'46.271        | 262.4        | 15:20'24.937 |
| 3                       | 33.567        | 5.362        | 10.466       | 30.788        | 23.670        | 1'43.853        | <b>272.7</b> | 15:22'08.790 |
| 4                       | 33.455        | 5.406        | 10.436       | 29.876        | 23.613        | 1'42.786        | 270.3        | 15:23'51.576 |
| 5                       | 33.431        | 5.448        | 10.152       | 30.026        | 24.333        | 1'43.390        | 269.0        | 15:25'34.966 |
| 6                       | 33.317        | 5.643        | 10.523       | 29.798        | 23.715        | 1'42.996        | 262.1        | 15:27'17.962 |
| 7                       | 33.039        | 5.444        | 10.000       | 29.326        | 23.174        | 1'40.983        | 267.6        | 15:28'58.945 |
| 8                       | <b>32.797</b> | 5.573        | 10.189       | <b>29.220</b> | <b>23.440</b> | <b>1'41.219</b> | 260.2        | 15:30'40.164 |
| 9                       | 33.088        | 5.388        | <b>9.870</b> | <b>29.515</b> | <b>23.036</b> | <b>1'40.897</b> | 271.7        | 15:32'21.061 |

| 59 A. MANTOVANI (1'42.485) |        |        |        |        |        |                 |      |              |
|----------------------------|--------|--------|--------|--------|--------|-----------------|------|--------------|
| Lap                        | Seg. 1 | Seg. 2 | Seg. 3 | Seg. 4 | Seg. 5 | Lap Time        | km/h | Local Time   |
| 1                          |        |        |        |        |        | 1'56.549        |      | 15:18'40.113 |
| 2                          |        |        |        |        |        | 1'45.270        |      | 15:20'25.383 |
| 3                          |        |        |        |        |        | 1'43.963        |      | 15:22'09.346 |
| 4                          |        |        |        |        |        | 1'43.232        |      | 15:23'52.578 |
| 5                          |        |        |        |        |        | 1'42.687        |      | 15:25'35.265 |
| 6                          |        |        |        |        |        | 1'43.140        |      | 15:27'18.405 |
| 7                          |        |        |        |        |        | <b>1'42.485</b> |      | 15:29'00.890 |
| 8                          |        |        |        |        |        | 1'43.103        |      | 15:30'43.993 |
| 9                          |        |        |        |        |        | 1'43.663        |      | 15:32'27.656 |

| 123 L. SALVADORI (1'42.142) |               |              |               |               |               |                 |              |              |
|-----------------------------|---------------|--------------|---------------|---------------|---------------|-----------------|--------------|--------------|
| Lap                         | Seg. 1        | Seg. 2       | Seg. 3        | Seg. 4        | Seg. 5        | Lap Time        | km/h         | Local Time   |
| 1                           | 40.104        | 5.435        | 11.796        | 33.365        | 24.734        | 1'55.434        | 258.3        | 15:18'38.998 |
| 2                           | 33.763        | 5.385        | 11.394        | 31.712        | 24.493        | 1'46.747        | <b>266.3</b> | 15:20'25.745 |
| 3                           | 33.613        | <b>5.373</b> | 11.200        | 31.091        | 24.250        | 1'45.527        | 256.8        | 15:22'11.272 |
| 4                           | <b>33.103</b> | <b>5.373</b> | 11.287        | 30.315        | 23.614        | 1'43.692        | 255.2        | 15:23'54.964 |
| 5                           | 33.622        | 6.452        | 11.249        | 30.163        | 23.771        | 1'45.257        | 250.5        | 15:25'40.221 |
| 6                           | 33.269        | 5.464        | 10.883        | 29.787        | 23.709        | 1'43.112        | 255.5        | 15:27'23.333 |
| 7                           | 34.002        | 5.696        | 10.540        | 29.716        | 23.716        | 1'43.670        | 255.9        | 15:29'07.003 |
| 8                           | 33.446        | 5.582        | <b>10.229</b> | 29.697        | 23.709        | 1'42.663        | 261.4        | 15:30'49.666 |
| 9                           | 33.179        | 5.543        | 10.241        | <b>29.625</b> | <b>23.554</b> | <b>1'42.142</b> | 260.5        | 15:32'31.808 |

| 77 W. TESSELS (1'41.540) |        |        |        |        |               |          |       |              |
|--------------------------|--------|--------|--------|--------|---------------|----------|-------|--------------|
| Lap                      | Seg. 1 | Seg. 2 | Seg. 3 | Seg. 4 | Seg. 5        | Lap Time | km/h  | Local Time   |
| 1                        | 42.866 | 5.416  | 11.968 | 33.791 | 25.612        | 1'59.653 | 255.9 | 15:18'43.217 |
| 2                        | 35.262 | 5.507  | 11.292 | 32.089 | 25.157        | 1'49.307 | 256.2 | 15:20'32.524 |
| 3                        | 34.614 | 5.598  | 11.181 | 30.890 | 24.236        | 1'46.519 | 258.9 | 15:22'19.043 |
| 4                        | 33.801 | 5.546  | 10.632 | 30.081 | 23.923        | 1'43.983 | 264.3 | 15:24'03.026 |
| 5                        | 33.592 | 5.758  | 10.502 | 30.496 | 24.106        | 1'44.454 | 255.5 | 15:25'47.480 |
| 6                        | 33.325 | 5.535  | 10.358 | 29.910 | 23.679        | 1'42.807 | 263.0 | 15:27'30.287 |
| 7                        | 33.488 | 5.517  | 9.997  | 29.685 | <b>23.436</b> | 1'42.123 | 264.0 | 15:29'12.410 |

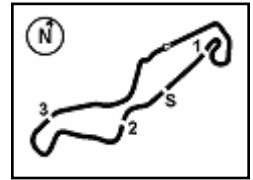
| 16 G. BLACK (1'43.734) |               |              |               |               |               |                 |              |              |
|------------------------|---------------|--------------|---------------|---------------|---------------|-----------------|--------------|--------------|
| Lap                    | Seg. 1        | Seg. 2       | Seg. 3        | Seg. 4        | Seg. 5        | Lap Time        | km/h         | Local Time   |
| 1                      | 41.774        | 5.361        | 11.530        | 32.519        | 24.643        | 1'55.827        | 263.4        | 15:18'39.391 |
| 2                      | 33.635        | 5.409        | 11.101        | 31.278        | 24.844        | 1'46.267        | 261.1        | 15:20'25.658 |
| 3                      | <b>33.607</b> | <b>5.340</b> | 10.844        | 30.368        | 24.226        | 1'44.385        | 262.1        | 15:22'10.043 |
| 4                      | 34.108        | 5.362        | 10.501        | 30.268        | <b>23.791</b> | 1'44.030        | <b>270.0</b> | 15:23'54.073 |
| 5                      | 34.141        | 6.534        | 10.620        | 29.925        | 24.138        | 1'45.358        | 248.5        | 15:25'39.431 |
| 6                      | 33.929        | 5.536        | 10.486        | <b>29.711</b> | 24.072        | <b>1'43.734</b> | 264.0        | 15:27'23.165 |
| 7                      | 34.044        | 5.477        | <b>10.207</b> | 29.949        | 24.172        | 1'43.849        | 264.7        | 15:29'07.014 |
| 8                      | 34.129        | 5.494        | 10.267        | 30.091        | 24.036        | 1'44.017        | 264.7        | 15:30'51.031 |
| 9                      | 34.104        | 5.497        | 10.251        | 30.420        | 24.688        | 1'44.960        | 264.3        | 15:32'35.991 |

| 36 L. MERCADO (1'43.445) |               |              |               |               |               |                 |              |              |
|--------------------------|---------------|--------------|---------------|---------------|---------------|-----------------|--------------|--------------|
| Lap                      | Seg. 1        | Seg. 2       | Seg. 3        | Seg. 4        | Seg. 5        | Lap Time        | km/h         | Local Time   |
| 1                        | 38.848        | 5.326        | 10.975        | 33.152        | 24.929        | 1'53.230        | 269.0        | 15:18'36.794 |
| 2                        | 34.109        | 5.322        | 10.757        | 31.498        | 24.215        | 1'45.901        | 273.1        | 15:20'22.695 |
| 3                        | 34.867        | 5.330        | 10.504        | 30.958        | 24.117        | 1'45.776        | 273.8        | 15:22'08.471 |
| 4                        | <b>34.081</b> | 5.311        | 10.557        | 30.194        | <b>23.645</b> | 1'43.788        | 271.3        | 15:23'52.259 |
| 5                        | 35.209        | 5.737        | 10.956        | 30.588        | 23.932        | 1'46.422        | 254.0        | 15:25'38.681 |
| 6                        | 34.223        | 5.388        | 10.703        | 30.032        | 23.908        | 1'44.254        | 256.5        | 15:27'22.935 |
| 7                        | 34.488        | 5.434        | 10.539        | 30.395        | 23.842        | 1'44.698        | 252.0        | 15:29'07.633 |
| 8                        | 34.178        | <b>5.261</b> | <b>10.306</b> | <b>29.903</b> | 23.797        | <b>1'43.445</b> | <b>275.5</b> | 15:30'51.078 |
| 9                        | 34.307        | 5.379        | 10.497        | 30.163        | 24.850        | 1'45.196        | 254.0        | 15:32'36.274 |

| 47 R. HARTOG (1'41.522) |               |              |              |               |               |                 |              |              |
|-------------------------|---------------|--------------|--------------|---------------|---------------|-----------------|--------------|--------------|
| Lap                     | Seg. 1        | Seg. 2       | Seg. 3       | Seg. 4        | Seg. 5        | Lap Time        | km/h         | Local Time   |
| 1                       | 42.272        | <b>5.357</b> | 11.829       | 33.992        | 25.546        | 1'58.996        | 261.8        | 15:18'42.560 |
| 2                       | 34.981        | 5.422        | 11.370       | 32.656        | 24.894        | 1'49.323        | 260.2        | 15:20'31.883 |
| 3                       | 34.097        | 5.429        | 10.992       | 31.161        | 24.411        | 1'46.090        | 267.3        | 15:22'17.973 |
| 4                       | 34.084        | 5.483        | 10.845       | 30.539        | 24.274        | 1'45.225        | 262.1        | 15:24'03.198 |
| 5                       | 33.582        | 5.696        | 10.736       | 30.391        | 24.008        | 1'44.413        | 260.5        | 15:25'47.611 |
| 6                       | 33.563        | 5.379        | 10.328       | 29.884        | 23.859        | 1'43.013        | <b>271.3</b> | 15:27'30.624 |
| 7                       | 33.340        | 5.439        | 10.147       | 29.577        | <b>23.568</b> | 1'42.071        | 260.8        | 15:29'12.695 |
| 8                       | <b>33.237</b> | 5.467        | <b>9.895</b> | <b>29.314</b> | <b>23.609</b> | <b>1'41.522</b> | <b>255.9</b> | 15:30'54.217 |
| 9                       | 33.383        | 5.439        | 9.954        | 29.675        | 23.700        | 1'42.151        | 267.3        | 15:32'36.368 |

| 32 M. MOSER (1'41.575) |               |              |              |               |               |                 |              |              |
|------------------------|---------------|--------------|--------------|---------------|---------------|-----------------|--------------|--------------|
| Lap                    | Seg. 1        | Seg. 2       | Seg. 3       | Seg. 4        | Seg. 5        | Lap Time        | km/h         | Local Time   |
| 1                      | 42.420        | 5.482        | 12.195       | 33.743        | 26.004        | 1'59.844        | 245.1        | 15:18'43.408 |
| 2                      | 35.139        | 5.575        | 11.686       | 32.030        | 24.926        | 1'49.356        | 238.3        | 15:20'32.764 |
| 3                      | 34.394        | 5.542        | 11.244       | 31.048        | 24.361        | 1'46.589        | 250.8        | 15:22'19.353 |
| 4                      | 33.557        | 5.635        | 10.945       | 29.843        | 24.105        | 1'44.085        | 248.8        | 15:24'03.438 |
| 5                      | 33.805        | 5.821        | 10.772       | 30.149        | 24.713        | 1'45.260        | 240.1        | 15:25'48.699 |
| 6                      | <b>33.861</b> | 5.473        | 10.287       | 29.281        | <b>23.557</b> | 1'42.459        | <b>262.1</b> | 15:27'31.157 |
| 7                      | <b>33.041</b> | 5.461        | 10.280       | 29.342        | <b>23.591</b> | 1'41.715        | <b>257.4</b> | 15:29'12.872 |
| 8                      | 33.177        | 5.460        | 10.245       | <b>29.054</b> | 23.639        | <b>1'41.575</b> | 254.0        | 15:30'54.447 |
| 9                      | 33.575        | <b>5.429</b> | <b>9.982</b> | 29.343        | 23.804        | 1'42.133        | 261.4        |              |





## Dutch Round, 15-16-17 April 2016

### Superstock 1000 - Chronological Analysis Race

TT Circuit Assen 4.542 m

Start at 15:16'43.564

2 / 3

|   |               |       |               |               |               |                 |              |              |
|---|---------------|-------|---------------|---------------|---------------|-----------------|--------------|--------------|
| 6 | 35.029        | 5.508 | 10.632        | 30.521        | 24.355        | 1'46.045        | 264.3        | 15:27'43.181 |
| 7 | 35.010        | 5.542 | 10.692        | 30.341        | 24.201        | 1'45.786        | 261.8        | 15:29'28.967 |
| 8 | <b>34.817</b> | 5.518 | 10.616        | 30.245        | <b>24.121</b> | 1'45.317        | <b>265.0</b> | 15:31'14.284 |
| 9 | 34.956        | 5.514 | <b>10.471</b> | <b>30.075</b> | 24.215        | <b>1'45.231</b> | 263.4        | 15:32'59.515 |

|   |               |       |               |               |               |                 |       |              |
|---|---------------|-------|---------------|---------------|---------------|-----------------|-------|--------------|
| 4 | 35.656        | 5.447 | 10.984        | 31.657        | 24.920        | 1'48.664        | 264.3 | 15:24'11.237 |
| 5 | 35.745        | 8.286 | 13.111        | 32.816        | 25.798        | 1'55.756        | 157.4 | 15:26'06.993 |
| 6 | 35.543        | 5.518 | 10.977        | 31.536        | 25.336        | 1'48.910        | 249.0 | 15:27'55.903 |
| 7 | 35.585        | 5.524 | 10.921        | <b>31.216</b> | <b>24.820</b> | 1'48.066        | 253.4 | 15:29'43.969 |
| 8 | <b>35.013</b> | 5.494 | 11.016        | 31.430        | 24.866        | <b>1'47.819</b> | 250.5 | 15:31'31.788 |
| 9 | 35.603        | 5.460 | <b>10.707</b> | 31.492        | 25.174        | 1'48.436        | 261.4 | 15:33'20.224 |

| 93 R. MERCANELLI (1'43.079) |               |              |               |               |               |                 |              |              |
|-----------------------------|---------------|--------------|---------------|---------------|---------------|-----------------|--------------|--------------|
| Lap                         | Seg. 1        | Seg. 2       | Seg. 3        | Seg. 4        | Seg. 5        | Lap Time        | km/h         | Local Time   |
| 1                           | 43.468        | 5.751        | 12.339        | 34.984        | 26.145        | 2'02.687        | 242.3        | 15:18'46.251 |
| 2                           | 35.799        | 5.748        | 12.269        | 34.289        | 25.966        | 1'54.071        | 248.2        | 15:20'40.322 |
| 3                           | 35.010        | <b>5.472</b> | 11.476        | 31.853        | 25.226        | 1'49.037        | 252.5        | 15:22'29.359 |
| 4                           | 33.834        | 5.477        | 11.202        | 30.917        | 24.372        | 1'45.802        | <b>269.0</b> | 15:24'15.161 |
| 5                           | 34.917        | 6.404        | 12.122        | 31.261        | 24.649        | 1'49.353        | 208.5        | 15:26'04.514 |
| 6                           | 34.402        | 5.538        | 10.622        | 30.239        | 24.107        | 1'44.908        | 265.0        | 15:27'49.422 |
| 7                           | 33.710        | 5.601        | 10.536        | 30.086        | 24.095        | 1'44.028        | 262.7        | 15:29'33.450 |
| 8                           | 33.749        | 5.495        | 10.431        | 29.673        | <b>23.731</b> | <b>1'43.079</b> | 265.6        | 15:31'16.529 |
| 9                           | <b>33.512</b> | 5.474        | <b>10.413</b> | <b>29.528</b> | 24.159        | 1'43.086        | 267.6        | 15:32'59.615 |

| 9 T. FINSTERBUSCH (1'45.669) |               |              |               |               |               |                 |              |              |
|------------------------------|---------------|--------------|---------------|---------------|---------------|-----------------|--------------|--------------|
| Lap                          | Seg. 1        | Seg. 2       | Seg. 3        | Seg. 4        | Seg. 5        | Lap Time        | km/h         | Local Time   |
| 1                            | 45.375        | 5.531        | 12.037        | 35.350        | 26.313        | 2'04.606        | 254.6        | 15:18'48.170 |
| 2                            | 35.498        | 5.429        | 11.964        | 33.007        | 26.010        | 1'51.908        | 254.0        | 15:20'40.078 |
| 3                            | 35.447        | <b>5.400</b> | 11.685        | 31.965        | 25.277        | 1'49.774        | 259.2        | 15:22'29.852 |
| 4                            | 35.247        | 5.677        | 11.083        | 31.589        | 25.174        | 1'48.770        | 252.5        | 15:24'18.622 |
| 5                            | 35.151        | 5.740        | 11.823        | 31.342        | 24.850        | 1'48.906        | 246.5        | 15:26'07.528 |
| 6                            | 34.783        | 5.520        | 10.691        | 30.691        | 24.613        | 1'46.298        | 262.7        | 15:27'53.826 |
| 7                            | 34.798        | 5.459        | 10.990        | 31.212        | 24.812        | 1'47.841        | 259.9        | 15:29'53.667 |
| 8                            | 34.783        | 5.504        | 10.565        | 30.522        | <b>24.295</b> | <b>1'45.669</b> | 264.0        | 15:31'39.336 |
| 9                            | <b>34.596</b> | 5.437        | <b>10.465</b> | <b>30.384</b> | 24.819        | 1'45.701        | <b>267.6</b> | 15:33'25.037 |

| 6 A. SIMONESCHI (1'44.271) |               |              |               |               |               |                 |              |              |
|----------------------------|---------------|--------------|---------------|---------------|---------------|-----------------|--------------|--------------|
| Lap                        | Seg. 1        | Seg. 2       | Seg. 3        | Seg. 4        | Seg. 5        | Lap Time        | km/h         | Local Time   |
| 1                          | 45.828        | 5.644        | 13.700        | 34.999        | 27.065        | 2'07.236        | 227.7        | 15:18'50.800 |
| 2                          | 35.567        | 5.654        | 12.041        | 32.593        | 26.045        | 1'51.900        | 242.3        | 15:20'42.700 |
| 3                          | 34.995        | <b>5.491</b> | 11.191        | 30.875        | 24.813        | 1'47.365        | <b>265.3</b> | 15:22'30.065 |
| 4                          | 35.753        | 5.607        | 11.052        | 31.625        | 24.705        | 1'48.742        | 242.9        | 15:24'18.807 |
| 5                          | 34.516        | 5.769        | 11.951        | 30.531        | 24.932        | 1'47.699        | 230.1        | 15:26'06.506 |
| 6                          | 34.369        | 5.537        | 10.723        | 30.319        | 25.566        | 1'46.514        | 262.7        | 15:27'53.020 |
| 7                          | 34.779        | 5.571        | 10.599        | 30.080        | 24.434        | 1'45.463        | 258.3        | 15:29'38.483 |
| 8                          | 34.188        | 5.571        | 10.607        | <b>29.768</b> | 24.212        | 1'44.346        | 260.2        | 15:31'22.829 |
| 9                          | <b>33.978</b> | 5.565        | <b>10.564</b> | 30.014        | <b>24.150</b> | <b>1'44.271</b> | 261.1        | 15:33'07.100 |

| 51 E. VIONNET (1'48.517) |               |              |               |               |               |                 |              |              |
|--------------------------|---------------|--------------|---------------|---------------|---------------|-----------------|--------------|--------------|
| Lap                      | Seg. 1        | Seg. 2       | Seg. 3        | Seg. 4        | Seg. 5        | Lap Time        | km/h         | Local Time   |
| 1                        | 43.894        | 5.515        | 12.202        | 34.588        | 25.910        | 2'02.109        | 234.6        | 15:18'45.673 |
| 2                        | 36.866        | 5.433        | 11.998        | 33.073        | 26.036        | 1'53.406        | 239.9        | 15:20'39.079 |
| 3                        | 36.053        | <b>5.390</b> | 11.298        | 32.181        | 25.676        | 1'50.598        | <b>252.8</b> | 15:22'29.677 |
| 4                        | 36.224        | 5.569        | 11.281        | 31.973        | 25.718        | 1'50.765        | 239.6        | 15:24'20.442 |
| 5                        | 35.382        | 5.572        | 11.448        | 32.058        | 25.507        | 1'49.967        | 234.9        | 15:26'10.409 |
| 6                        | 35.621        | 5.494        | 10.985        | 31.366        | 25.316        | 1'48.782        | 241.2        | 15:27'59.191 |
| 7                        | 35.683        | 5.499        | <b>10.947</b> | <b>31.323</b> | <b>25.065</b> | <b>1'48.517</b> | 251.1        | 15:29'47.708 |
| 8                        | <b>35.132</b> | 5.531        | 11.054        | 31.746        | 25.300        | 1'48.763        | 245.1        | 15:31'36.471 |
| 9                        | 35.768        | 5.470        | 11.163        | 31.427        | 25.564        | 1'49.392        | 248.2        | 15:33'25.863 |

| 52 G. DUWELZ (1'45.263) |               |              |               |               |               |                 |              |              |
|-------------------------|---------------|--------------|---------------|---------------|---------------|-----------------|--------------|--------------|
| Lap                     | Seg. 1        | Seg. 2       | Seg. 3        | Seg. 4        | Seg. 5        | Lap Time        | km/h         | Local Time   |
| 1                       | 45.285        | 5.656        | 13.011        | 36.327        | 27.429        | 2'07.708        | 230.9        | 15:18'51.272 |
| 2                       | 35.231        | 5.658        | 12.666        | 34.426        | 26.675        | 1'54.656        | 220.0        | 15:20'45.928 |
| 3                       | 35.084        | 5.479        | 11.485        | 32.128        | 24.804        | 1'48.980        | 262.4        | 15:22'34.908 |
| 4                       | 34.526        | <b>5.441</b> | 10.961        | 31.089        | 25.343        | 1'47.360        | <b>269.3</b> | 15:24'22.268 |
| 5                       | 34.868        | 5.883        | 12.012        | 30.536        | 24.995        | 1'48.294        | 203.8        | 15:26'10.548 |
| 6                       | 34.805        | 5.527        | <b>10.717</b> | <b>29.854</b> | 24.683        | 1'45.586        | 259.2        | 15:27'56.148 |
| 7                       | 34.503        | 5.501        | 10.788        | 30.363        | 25.622        | 1'46.777        | 266.0        | 15:29'42.925 |
| 8                       | 34.504        | 5.520        | 10.799        | 30.439        | <b>24.394</b> | 1'45.656        | 245.9        | 15:31'28.581 |
| 9                       | <b>33.802</b> | 5.491        | 10.799        | 30.287        | 24.884        | <b>1'45.263</b> | 263.4        | 15:33'13.844 |

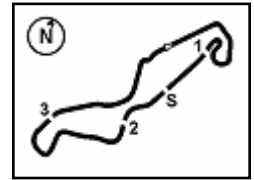
| 3 S. SUCHET (1'50.106) |               |              |               |               |               |                 |              |              |
|------------------------|---------------|--------------|---------------|---------------|---------------|-----------------|--------------|--------------|
| Lap                    | Seg. 1        | Seg. 2       | Seg. 3        | Seg. 4        | Seg. 5        | Lap Time        | km/h         | Local Time   |
| 1                      | 44.289        | <b>5.448</b> | 11.894        | 34.059        | 26.198        | 2'01.888        | 252.3        | 15:18'45.452 |
| 2                      | 36.495        | 5.507        | 11.747        | 33.135        | 25.708        | 1'52.592        | 258.6        | 15:20'38.044 |
| 3                      | 36.405        | 5.462        | 11.212        | 32.649        | <b>25.521</b> | 1'51.249        | 252.0        | 15:22'29.293 |
| 4                      | 36.409        | 5.489        | 11.119        | 32.238        | 25.802        | 1'51.057        | 260.2        | 15:24'20.350 |
| 5                      | 36.827        | 6.062        | 12.128        | 32.094        | 26.395        | 1'53.506        | 209.1        | 15:26'13.856 |
| 6                      | 36.485        | 5.566        | 10.965        | <b>31.699</b> | 25.839        | 1'50.554        | 262.7        | 15:28'04.410 |
| 7                      | 36.252        | 5.548        | 10.915        | 31.938        | 25.674        | 1'50.327        | 260.5        | 15:29'54.737 |
| 8                      | 36.165        | 5.518        | 10.865        | 32.085        | 25.606        | 1'50.239        | <b>264.7</b> | 15:31'44.976 |
| 9                      | <b>36.124</b> | 5.519        | <b>10.811</b> | 31.883        | 25.769        | <b>1'50.106</b> | 264.0        | 15:33'35.082 |

| 69 D. MCFADDEN (1'47.708) |               |              |               |               |               |                 |              |              |
|---------------------------|---------------|--------------|---------------|---------------|---------------|-----------------|--------------|--------------|
| Lap                       | Seg. 1        | Seg. 2       | Seg. 3        | Seg. 4        | Seg. 5        | Lap Time        | km/h         | Local Time   |
| 1                         | 43.433        | 5.599        | 11.825        | 34.127        | 26.237        | 2'01.221        | 249.6        | 15:18'44.785 |
| 2                         | 36.014        | <b>5.504</b> | 11.924        | 32.104        | 25.539        | 1'51.085        | 252.8        | 15:20'35.870 |
| 3                         | 35.304        | 5.575        | 11.502        | 32.106        | 24.972        | 1'49.459        | 246.5        | 15:22'25.329 |
| 4                         | 35.218        | 5.538        | 11.035        | 31.135        | <b>24.826</b> | 1'47.752        | 254.9        | 15:24'13.081 |
| 5                         | <b>35.178</b> | 6.427        | 12.243        | 32.020        | 25.315        | 1'51.183        | 218.7        | 15:26'04.264 |
| 6                         | 35.450        | 5.559        | 10.901        | 31.558        | 25.667        | 1'49.135        | 254.6        | 15:27'53.399 |
| 7                         | 35.649        | 5.560        | 10.853        | 31.498        | 24.930        | 1'48.490        | 253.7        | 15:29'41.889 |
| 8                         | 35.229        | 5.567        | 10.743        | 31.184        | 24.985        | <b>1'47.708</b> | 253.4        | 15:31'29.597 |
| 9                         | 35.480        | 5.566        | <b>10.716</b> | <b>31.076</b> | 25.131        | 1'47.969        | <b>255.5</b> | 15:33'17.566 |

| 99 F. CAVALLI (1'47.914) |               |              |               |               |               |                 |              |              |
|--------------------------|---------------|--------------|---------------|---------------|---------------|-----------------|--------------|--------------|
| Lap                      | Seg. 1        | Seg. 2       | Seg. 3        | Seg. 4        | Seg. 5        | Lap Time        | km/h         | Local Time   |
| 1                        | 46.221        | 5.518        | 13.740        | 36.701        | 27.236        | 2'09.416        | 237.5        | 15:18'52.980 |
| 2                        | 36.783        | 5.495        | 13.088        | 34.742        | 25.846        | 1'55.954        | <b>265.6</b> | 15:20'48.934 |
| 3                        | 35.611        | <b>5.472</b> | 11.925        | 33.090        | 25.446        | 1'51.544        | <b>265.3</b> | 15:22'40.478 |
| 4                        | 35.434        | 5.578        | 11.768        | 32.701        | 25.128        | 1'50.609        | 264.3        | 15:24'31.087 |
| 5                        | 35.158        | 5.549        | 11.844        | 32.411        | 25.098        | 1'50.060        | 260.8        | 15:26'21.147 |
| 6                        | 35.450        | 5.508        | 11.726        | 32.097        | 25.308        | 1'50.089        | 262.7        | 15:28'11.236 |
| 7                        | 35.501        | 5.483        | 11.180        | 31.650        | 25.913        | 1'49.727        | 265.0        | 15:30'00.963 |
| 8                        | 35.045        | 5.485        | 11.176        | <b>31.426</b> | <b>24.782</b> | <b>1'47.914</b> | 264.3        | 15:31'48.877 |
| 9                        | <b>34.897</b> | 5.511        | <b>11.136</b> | 31.538        | 25.578        | 1'48.660        | 264.3        | 15:33'37.537 |

| 67 B. STARING (1'47.723) |               |              |               |               |               |                 |              |              |
|--------------------------|---------------|--------------|---------------|---------------|---------------|-----------------|--------------|--------------|
| Lap                      | Seg. 1        | Seg. 2       | Seg. 3        | Seg. 4        | Seg. 5        | Lap Time        | km/h         | Local Time   |
| 1                        | 42.719        | 5.576        | 12.153        | 33.908        | 26.324        | 2'00.680        | 237.5        | 15:18'44.244 |
| 2                        | 35.971        | 5.490        | 12.024        | 32.760        | 25.817        | 1'52.062        | 253.1        | 15:20'36.306 |
| 3                        | 35.818        | 5.563        | 11.424        | 31.875        | 25.263        | 1'49.943        | 250.5        | 15:22'26.249 |
| 4                        | 35.552        | 5.511        | 11.211        | 31.210        | 25.292        | 1'48.776        | <b>257.7</b> | 15:24'15.025 |
| 5                        | 35.702        | 6.710        | 12.258        | 31.672        | 25.948        | 1'52.290        | 178.0        | 15:26'07.315 |
| 6                        | 35.847        | 5.546        | 10.957        | 31.307        | 25.062        | 1'48.719        | 249.6        | 15:27'56.034 |
| 7                        | 35.711        | 5.516        | 10.810        | 31.316        | <b>24.766</b> | 1'48.119        | 252.3        | 15:29'44.153 |
| 8                        | <b>35.102</b> | <b>5.470</b> | 10.957        | 31.437        | 24.998        | 1'47.964        | 257.4        | 15:31'32.117 |
| 9                        | 35.487        | 5.497        | <b>10.674</b> | <b>31.057</b> | 25.008        | <b>1'47.723</b> | 254.3        | 15:33'19.840 |

| 45 J. METCHER (1'51.010) |               |              |        |        |        |          |       |              |
|--------------------------|---------------|--------------|--------|--------|--------|----------|-------|--------------|
| Lap                      | Seg. 1        | Seg. 2       | Seg. 3 | Seg. 4 | Seg. 5 | Lap Time | km/h  | Local Time   |
| 1                        | 43.029        | <b>5.476</b> | 12.010 | 34.266 | 26.280 | 2'01.061 | 249.6 | 15:18'44.625 |
| 2                        | <b>36.493</b> | 5.544        | 12.214 | 32.914 | 25.775 | 1'52.    |       |              |



TT Circuit Assen 4.542 m

## Dutch Round, 15-16-17 April 2016

### Superstock 1000 - Chronological Analysis Race

Start at 15:16'43.564

|   |               |              |               |               |               |                 |              |              |
|---|---------------|--------------|---------------|---------------|---------------|-----------------|--------------|--------------|
| 2 | 36.707        | <b>5.592</b> | 11.886        | 35.844        | 27.980        | 1'58.009        | <b>252.8</b> | 15:20'51.976 |
| 3 | 37.393        | 5.708        | 12.249        | 34.761        | 28.023        | 1'58.134        | 241.2        | 15:22'50.110 |
| 4 | 37.288        | 5.691        | 11.719        | 33.866        | 27.566        | 1'56.130        | 248.2        | 15:24'46.240 |
| 5 | 37.530        | 6.761        | 12.171        | 33.782        | 28.077        | 1'58.321        | 222.3        | 15:26'44.561 |
| 6 | 36.872        | 5.763        | 11.785        | 34.260        | 27.346        | 1'56.026        | 251.1        | 15:28'40.587 |
| 7 | <b>36.494</b> | 5.838        | <b>11.427</b> | <b>32.827</b> | <b>27.083</b> | <b>1'53.669</b> | 245.6        | 15:30'34.256 |
| 8 | 36.539        | 5.635        | 11.476        | 33.034        | 27.614        | 1'54.298        | 247.3        | 15:32'28.554 |

#### 41 F. D'ANNUNZIO (1'52.378)

| Lap | Seg. 1        | Seg. 2       | Seg. 3        | Seg. 4        | Seg. 5        | Lap Time        | km/h         | Local Time   |
|-----|---------------|--------------|---------------|---------------|---------------|-----------------|--------------|--------------|
| 1   | 2'36.050      | 5.809        | 14.648        | 38.749        | 27.088        | 4'02.344        | 235.4        | 15:20'45.908 |
| 2   | 36.153        | 5.701        | 12.694        | 33.927        | 26.460        | 1'54.935        | 234.4        | 15:22'40.843 |
| 3   | <b>35.312</b> | <b>5.594</b> | 12.197        | 33.565        | <b>25.710</b> | <b>1'52.378</b> | <b>239.6</b> | 15:24'33.221 |
| 4   | 35.772        | 6.670        | 12.541        | 32.380        | 26.163        | 1'53.526        | 204.0        | 15:26'26.747 |
| 5   | 36.591        | 5.902        | <b>11.438</b> | <b>31.474</b> | 22.594        | 1'47.999 P      | 227.5        | 15:28'14.746 |

#### 84 R. RUSSO (1'41.133)

| Lap | Seg. 1        | Seg. 2 | Seg. 3 | Seg. 4 | Seg. 5        | Lap Time        | km/h  | Local Time   |
|-----|---------------|--------|--------|--------|---------------|-----------------|-------|--------------|
| 1   | 38.481        | 5.414  | 10.891 | 32.917 | 24.874        | 1'52.577 P      | 267.0 | 15:18'36.141 |
| 2   | 33.334        | 5.418  | 10.719 | 31.635 | 24.180        | 1'45.286        | 268.6 | 15:20'21.427 |
| 3   | 33.100        | 5.383  | 10.322 | 30.542 | 24.148        | 1'43.495        | 272.4 | 15:22'04.922 |
| 4   | <b>32.632</b> | 5.372  | 10.157 | 29.658 | <b>23.314</b> | <b>1'41.133</b> | 274.1 | 15:23'46.055 |

#### 4 D. DE BOER (1'43.088)

| Lap | Seg. 1        | Seg. 2       | Seg. 3        | Seg. 4        | Seg. 5        | Lap Time        | km/h         | Local Time   |
|-----|---------------|--------------|---------------|---------------|---------------|-----------------|--------------|--------------|
| 1   | 41.487        | 5.365        | 11.372        | 33.600        | 25.461        | 1'57.285        | 264.3        | 15:18'40.849 |
| 2   | 34.294        | 5.362        | 11.061        | 30.774        | 24.113        | 1'45.604        | 265.3        | 15:20'26.453 |
| 3   | <b>33.383</b> | 5.336        | 10.736        | 30.302        | 23.970        | 1'43.727        | 265.0        | 15:22'10.180 |
| 4   | 33.582        | <b>5.283</b> | <b>10.416</b> | <b>30.125</b> | <b>23.682</b> | <b>1'43.088</b> | <b>267.6</b> | 15:23'53.268 |

#### 121 A. ANDREOZZI (1'45.161)

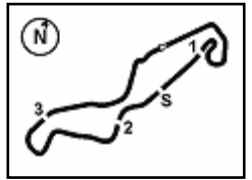
| Lap | Seg. 1 | Seg. 2 | Seg. 3 | Seg. 4 | Seg. 5        | Lap Time        | km/h  | Local Time   |
|-----|--------|--------|--------|--------|---------------|-----------------|-------|--------------|
| 1   | 44.357 | 5.439  | 12.361 | 35.937 | 26.037        | 2'04.131        | 248.2 | 15:18'47.695 |
| 2   | 35.106 | 5.403  | 12.076 | 33.952 | 25.905        | 1'52.442        | 255.5 | 15:20'40.137 |
| 3   | 34.109 | 5.337  | 10.838 | 30.729 | <b>24.148</b> | <b>1'45.161</b> | 272.4 | 15:22'25.298 |

#### 58 E. PUSCEDDU (2'00.555)

| Lap | Seg. 1        | Seg. 2       | Seg. 3        | Seg. 4        | Seg. 5        | Lap Time        | km/h         | Local Time   |
|-----|---------------|--------------|---------------|---------------|---------------|-----------------|--------------|--------------|
| 1   | <b>41.261</b> | <b>5.441</b> | <b>11.694</b> | <b>33.204</b> | <b>25.589</b> | 1'57.189        | <b>249.0</b> | 15:18'40.753 |
| 2   | 42.401        | 5.581        | 12.386        | 34.134        | 26.053        | <b>2'00.555</b> | 234.1        | 15:20'41.308 |
| 3   | 42.796        | 6.732        | 12.698        | 35.467        | 25.468        | 2'03.161 P      | 207.3        | 15:22'44.469 |

P = Pits In/Out - C = Lap-Time Cancelled





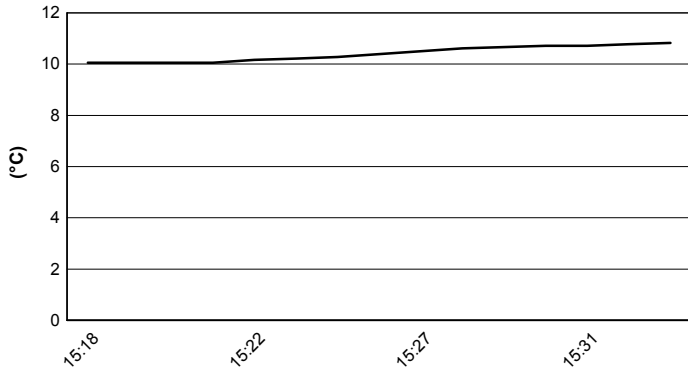
TT Circuit Assen 4.542 m

## Dutch Round, 15-16-17 April 2016

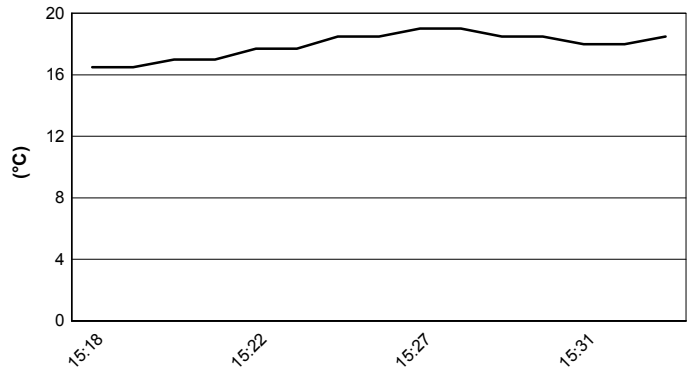
### Superstock 1000 - Weather Report Race

Session started 15:17      Session ended 15:34

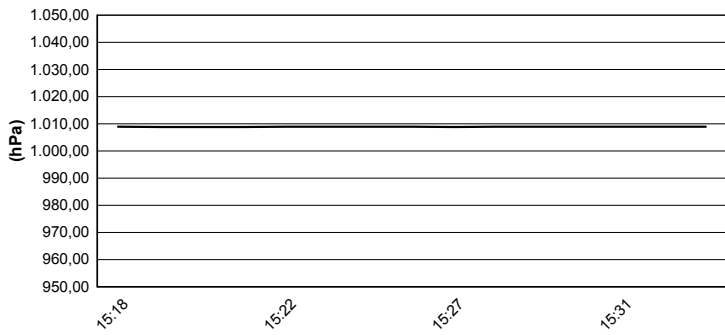
#### Air Temperature



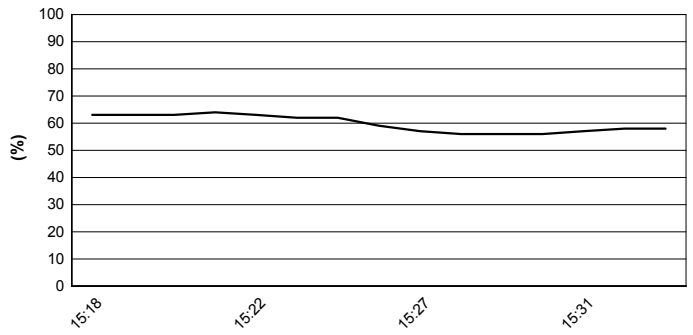
#### Track Temperature



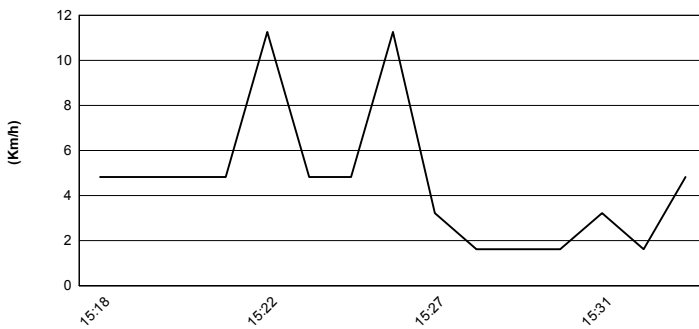
#### Air Pressure



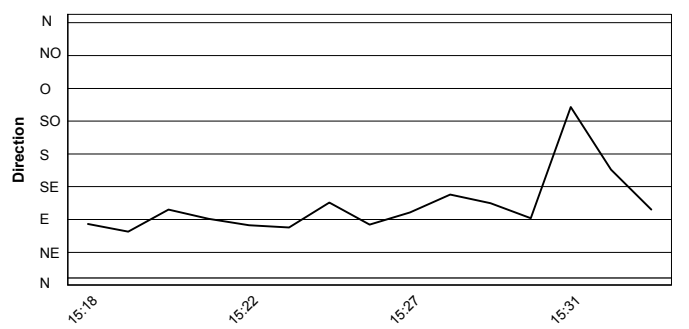
#### Humidity

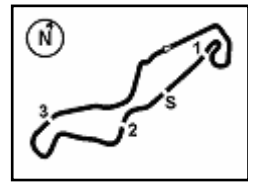


#### Wind Speed



#### Wind Direction





TT Circuit Assen 4.542 m

## Dutch Round, 15-16-17 April 2016 Superstock 1000 - Championship Standings

| Points                                  | Points From First | Points From Previous | April 3        | April 17        | May 1 | May 29         | June 19 | July 24 | September 18 | October 2   | October 16 |  |  |  |  |  |  |
|---|-------------------|----------------------|----------------|-----------------|-------|----------------|---------|---------|--------------|-------------|------------|--|--|--|--|--|--|
|   |                   |                      | ARAGON         | ASSEN           | IMOLA | DONINGTON PARK | MISANO  | TBA     | LAUTZRING    | MAGNY-COURS | JEREZ      |  |  |  |  |  |  |
| <b>1 DE ROSA</b><br>Raffaele (ITA)      | <b>41</b>         |                      | <b>16</b><br>3 | <b>25</b><br>1  |       |                |         |         |              |             |            |  |  |  |  |  |  |
| <b>2 RINALDI</b><br>Michael Ruben (ITA) | <b>36</b> 5       |                      | <b>20</b><br>2 | <b>16</b><br>2  |       |                |         |         |              |             |            |  |  |  |  |  |  |
| <b>3 MERCADO</b><br>Leandro (ARG)       | <b>32</b> 9 4     |                      | <b>25</b><br>1 | <b>7</b><br>3   |       |                |         |         |              |             |            |  |  |  |  |  |  |
| <b>4 GUARNONI</b><br>Jeremy (FRA)       | <b>20</b> 21 12   |                      |                | <b>20</b><br>4  |       |                |         |         |              |             |            |  |  |  |  |  |  |
| <b>5 MANTOVANI</b><br>Andrea (ITA)      | <b>20</b> 21 0    |                      | <b>9</b><br>7  | <b>11</b><br>4  |       |                |         |         |              |             |            |  |  |  |  |  |  |
| <b>6 FACCANI</b><br>Marco (ITA)         | <b>13</b> 28 7    |                      |                | <b>13</b><br>6  |       |                |         |         |              |             |            |  |  |  |  |  |  |
| <b>7 RUSSO</b><br>Riccardo (ITA)        | <b>13</b> 28 0    |                      | <b>13</b><br>4 | <b>6</b><br>6   |       |                |         |         |              |             |            |  |  |  |  |  |  |
| <b>8 CALIA</b><br>Kevin (ITA)           | <b>13</b> 28 0    |                      | <b>10</b><br>6 | <b>3</b><br>6   |       |                |         |         |              |             |            |  |  |  |  |  |  |
| <b>9 MARINO</b><br>Florian (FRA)        | <b>11</b> 30 2    |                      | <b>11</b><br>5 | <b>9</b><br>9   |       |                |         |         |              |             |            |  |  |  |  |  |  |
| <b>10 SALVADORI</b><br>Luca (ITA)       | <b>10</b> 31 1    |                      |                | <b>10</b><br>10 |       |                |         |         |              |             |            |  |  |  |  |  |  |
| <b>11 TESSELS</b><br>Wayne (NED)        | <b>9</b> 32 1     |                      |                | <b>9</b><br>11  |       |                |         |         |              |             |            |  |  |  |  |  |  |
| <b>12 VITALI</b><br>Luca (ITA)          | <b>9</b> 32 0     |                      | <b>5</b><br>11 | <b>4</b><br>11  |       |                |         |         |              |             |            |  |  |  |  |  |  |
| <b>13 BLACK</b><br>Gregg (GBR)          | <b>8</b> 33 1     |                      |                | <b>8</b><br>13  |       |                |         |         |              |             |            |  |  |  |  |  |  |
| <b>14 MARCONI</b><br>Luca (ITA)         | <b>8</b> 33 0     |                      | <b>8</b><br>8  | <b>13</b><br>13 |       |                |         |         |              |             |            |  |  |  |  |  |  |
| <b>15 SCHEIB</b><br>Maximilian (CHI)    | <b>7</b> 34 1     |                      | <b>7</b><br>9  | <b>15</b><br>15 |       |                |         |         |              |             |            |  |  |  |  |  |  |
| <b>16 HARTOG</b><br>Rob (NED)           | <b>6</b> 35 1     |                      |                | <b>6</b><br>16  |       |                |         |         |              |             |            |  |  |  |  |  |  |
| <b>17 MASSEI</b><br>Fabio (ITA)         | <b>6</b> 35 0     |                      | <b>6</b><br>10 | <b>16</b><br>16 |       |                |         |         |              |             |            |  |  |  |  |  |  |
| <b>18 MOSER</b><br>Marc (GER)           | <b>5</b> 36 1     |                      |                | <b>5</b><br>18  |       |                |         |         |              |             |            |  |  |  |  |  |  |
| <b>19 STARING</b><br>Bryan (AUS)        | <b>4</b> 37 1     |                      | <b>4</b><br>12 | <b>19</b><br>19 |       |                |         |         |              |             |            |  |  |  |  |  |  |
| <b>20 PONSSON</b><br>Christophe (FRA)   | <b>4</b> 37 0     |                      | <b>2</b><br>14 | <b>2</b><br>19  |       |                |         |         |              |             |            |  |  |  |  |  |  |
| <b>21 ANDREOZZI</b><br>Alessandro (ITA) | <b>3</b> 38 1     |                      | <b>3</b><br>13 | <b>21</b><br>21 |       |                |         |         |              |             |            |  |  |  |  |  |  |
| <b>22 MERCANELLI</b><br>Roberto (ITA)   | <b>1</b> 40 2     |                      |                | <b>1</b><br>22  |       |                |         |         |              |             |            |  |  |  |  |  |  |
| <b>23 SUCHET</b><br>Sebastien (SUI)     | <b>1</b> 40 0     |                      | <b>1</b><br>15 | <b>22</b><br>22 |       |                |         |         |              |             |            |  |  |  |  |  |  |

First Line: Championship Standings - Second Line: Ranking Progression

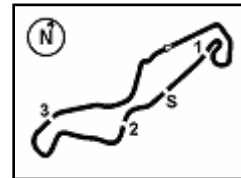
FICR PERUGIA TIMING



Official Tyre Supplier



Official Timekeeper



## Dutch Round, 15-16-17 April 2016 Superstock 1000 - Manufacturers Standings

TT Circuit Assen 4.542 m

|            | Points | Points From First | Points From Previous | April 3<br>ARAGON | April 17<br>ASSEN | May 1<br>IMOLA | May 29<br>DONINGTON PARK | June 19<br>MISANO | July 24<br>TBA | September 18<br>LAUTZRING | October 2<br>MAGNY-COURS | October 16<br>JEREZ |  |  |  |  |  |  |  |
|------------|--------|-------------------|----------------------|-------------------|-------------------|----------------|--------------------------|-------------------|----------------|---------------------------|--------------------------|---------------------|--|--|--|--|--|--|--|
| 1 BMW      | 41     |                   |                      | 16<br>2           | 25<br>1           |                |                          |                   |                |                           |                          |                     |  |  |  |  |  |  |  |
| 2 DUCATI   | 41     | 0                 |                      | 25<br>1           | 16<br>1           |                |                          |                   |                |                           |                          |                     |  |  |  |  |  |  |  |
| 3 KAWASAKI | 24     | 17                | 17                   | 4<br>5            | 20<br>3           |                |                          |                   |                |                           |                          |                     |  |  |  |  |  |  |  |
| 4 YAMAHA   | 24     | 17                | 0                    | 13<br>3           | 11<br>3           |                |                          |                   |                |                           |                          |                     |  |  |  |  |  |  |  |
| 5 APRILIA  | 20     | 21                | 4                    | 10<br>4           | 10<br>5           |                |                          |                   |                |                           |                          |                     |  |  |  |  |  |  |  |

First Line: Championship Standings - Second Line: Ranking Progression

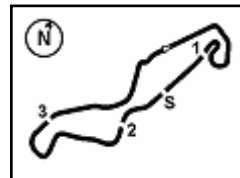
PIRELLI PERUGIA TIMING



Official Tyre Supplier



Official Timekeeper



TT Circuit Assen 4.542 m

## Dutch Round, 15-16-17 April 2016

### Superstock 1000 - Race Winners

|                                    | 2013                  | 2014                  | 2015                   | 2016                 |
|------------------------------------|-----------------------|-----------------------|------------------------|----------------------|
| <b>01 MotorLand Aragon</b>         | Barrier S. (Fra) Bmw  | Mercado L. (Arg) Duc  | Tamburini R. (Ita) Bmw | Mercado L. (Arg) Duc |
| <b>02 TT Circuit Assen</b>         | La Marra E. (Ita) Duc | Valk K. (Ned) Kaw     | Savadori L. (Ita) Apr  | De Rosa R. (Ita) Bmw |
| <b>03 Autodromo Internazionale</b> | Barrier S. (Fra) Bmw  | Jezek O. (Cze) Duc    | Savadori L. (Ita) Apr  |                      |
| <b>04 Donington Park</b>           |                       |                       | Savadori L. (Ita) Apr  |                      |
| <b>05 Misano World Circuit</b>     |                       | Savadori L. (Ita) Kaw | Savadori L. (Ita) Apr  |                      |
| <b>06 TBA</b>                      | Savadori L. (Ita) Kaw |                       |                        |                      |
| <b>08 Circuit de Nevers</b>        | Guarnoni J. (Fra) Kaw | Lussiana M. (Fra) Kaw | Guarnoni J. (Fra) Yam  |                      |
| <b>09 Circuito de Jerez</b>        | Guarnoni J. (Fra) Kaw | Mercado L. (Arg) Duc  | Tamburini R. (Ita) Bmw |                      |

#### 2016

- 1 R. De Rosa
- 1 L. Mercado

#### ALL TIMES

- |                |                    |                |              |
|----------------|--------------------|----------------|--------------|
| 11 A. Badovini | 4 J. Guarnoni      | 1 F. Capriotti | 1 L. Zanetti |
| 10 S. Barrier  | 4 L. Mercado       | 1 J. Morley    | 1 K. Valk    |
| 8 X. Simeon    | 3 W. Tortoroglio   | 1 G. Mason     | 1 R. De Rosa |
| 8 L. Savadori  | 3 C. Burns         | 1 C. Vermeulen |              |
| 7 J. Ellison   | 3 D. Van Keymeulen | 1 D. Tosolini  |              |
| 7 M. Berger    | 3 R. Chiarello     | 1 M. Heckles   |              |
| 7 C. Corti     | 3 B. Staring       | 1 L. Mauri     |              |
| 5 G. Vizziello | 3 R. Tamburini     | 1 C. Coxhell   |              |
| 5 A. Polita    | 2 D. Jefferies     | 1 I. Sala      |              |
| 4 V. Iannuzzo  | 2 K. Harris        | 1 M. Bauer     |              |
| 4 L. Alfonsi   | 2 K. Sofuoglu      | 1 M. Laverty   |              |
| 4 D. Oliver    | 2 M. Baiocco       | 1 M. Roccoli   |              |
| 4 L. Lanzi     | 2 L. Scassa        | 1 O. Jezek     |              |
| 4 M. Fabrizio  | 2 N. Canepa        | 1 M. Lussiana  |              |
| 4 D. Giugliano | 2 E. La Marra      | 1 M. Aitchison |              |
| 4 B. Roberts   | 1 V. Scatola       | 1 M. Pirro     |              |
| 4 D. Petrucci  |                    |                |              |