



Agente di commercio
Sterchele Michele



Agente di Commercio

Poli Marco



01/05/2016

Altri importanti punti iridati a Imola dove Andrea Mantovani chiude ottavo !



Primo week-end Italiano , quello di Imola circuito Internazionale Enzo e Dino Ferrari, caratterizzato dall'incertezza del tempo che ha tenuto gli sguardi rivolti verso il cielo, molto meno piovoso delle previsioni meteo . Giovedì , giornata dedicata alle verifiche tecniche e alla presentazione dei piloti più performanti delle tre categorie: Superbike, Supersport ed appunto Superstock 1000 dove Andrea , invitato dalla organizzazione SBK Dorna, ha sfilato nel paddock show con gli altri campioni del Mondo. Un'ottima iniziativa questa, che da visibilità e fa conoscere agli appassionati motociclisti e non le nuove leve del motociclismo internazionale.

Il venerdì, tra la prima sessione di libere al mattino e la seconda al pomeriggio, Andrea segnalava alcuni problemi di elettronica, che la pista di Imola per le caratteristiche intrinseche del tracciato (salite e discese), sapevamo potessero essere più accentuate del previsto. Per spiegarsi meglio, trattasi del controllo dell'impennamento e del controllo di trazione, oggi ormai presenti in tutte le nuove motociclette, che possono intervenire in modo più o meno invasivo, "tagliando" la potenza del motore in fase di accelerazione o di impennamento dell'anteriore . La squadra ha comunque cercato di trovare un setting che potesse compensare e supportare gli interventi dell'elettronica (sulla quale non è possibile intervenire), per consentire ad Andrea una migliore guidabilità e controllo della motocicletta. Ma nonostante ciò, il sabato delle qualifiche , Andrea è riuscito a risalire solo fino alla dodicesima posizione in griglia: quarta fila, consapevole di poter aver un passo gara ancora lontano dalle prime posizioni. La domenica la pioggia ha bagnato il circuito di Imola nelle prime ore del mattino, mentre alle 14,20 , con pista asciutta, il semaforo rosso si è spento per dare inizio alla gara della Superstock 1000.

Nonostante gli evidenti problemi di elettronica , anche questa volta Andrea ha saputo dare il meglio di sé , tagliando la bandiera a scacchi dopo 14 giri , all'ottavo posto, raccogliendo altri 8 punti in campionato che lo vedono mantenere il suo 5° posto assoluto nella classifica mondiale. Da sottolineare che è il primo pilota Yamaha nel Mondiale Superstock 1000 . Bravo Andrea e brava tutta la squadra, ci auguriamo nel frattempo che la casa madre Yamaha da cui siamo supportati, possa concretamente intervenire sull'elettronica della nuova R1 M di Andrea, per poter sfruttare al meglio il suo grande potenziale !

Così nel campionato del Mondo Superstock 1000 dopo il terzo round:

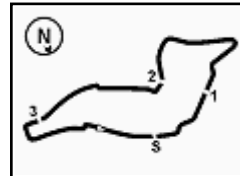
- 1) Mercado 57
- 2) Mercado Ducati..... 32
- 3) Rinaldi Ducati 36
- 4) Calia Aprilia..... 33
- 5) Mantovani Yamaha 28

Grazie anche a tutti gli sponsor, il prossimo appuntamento è in Inghilterra a Donnington il 29.05.2016

Dr. Antonio Mantovani - www.am9team.com- 3381924574 -am9team@libero.it







Italian Round, 29-30 April 1 May 2016

Superstock 1000 - Results Race

Laps 14 = 69,104 Km - Time Of Race 25'42.765 - Avg. 161,252 km/h

Imola Circuit 4.936 m

1 / 2

Pos	Race	Grid	No. Rider	Nat	Team	Bike	LL	Gap	Fastest Lap	Speed	Qualifying		Ranking		
											Time	Speed	R	Tot	Pos
1	2	36	L. MERCADO	ARG	Aruba.it Racing - Junior Team	Ducati Panigale R	14		1'49.659	281,5	1'49.701	283,7	25	57	1
2	5	74	K. CALIA	ITA	Nuova M2 Racing	Aprilia RSV4 RF	14	1.038	1'49.749	282,3	1'50.028	283,7	20	33	4
3	4	35	R. DE ROSA	ITA	Althea BMW Racing Team	BMW S 1000 RR	14	4.239	1'49.922	279,3	1'50.013	285,2	16	57	2
4	1	2	R. TAMBURINI	ITA	Nuova M2 Racing	Aprilia RSV4 RF	14	5.616	1'49.714	280,8	1'49.672	280,1	13	13	8
5	8	54	T. RAZGATLIOGLU	TUR	Kawasaki Puccetti Racing	Kawasaki ZX-10R	14	21.272	1'50.438	276,5	1'51.050	278,6	11	11	12
6	9	70	L. VITALI	ITA	Team 2R Racing	BMW S 1000 RR	14	34.671	1'52.011	275,1	1'51.141	277,2	10	19	7
7	10	3	S. SUCHET	SUI	Berclaz Racing by MotoXracing	Yamaha YZF R1	14	34.859	1'51.799	275,1	1'51.361	275,8	9	10	16
8	12	59	A. MANTOVANI	ITA	Guandalini Racing Yamaha	Yamaha YZF R1	14	35.992	1'51.728	273,0	1'51.591	272,3	8	28	5
9	15	43	F. MASSEI	ITA	Team Trasimeno	Yamaha YZF R1	14	36.065	1'51.863	269,6	1'51.736	273,0	7	13	11
10	14	31	M. FERRARI	ITA	DMR Racing Team	BMW S 1000 RR	14	36.310	1'51.854	276,5	1'51.689	277,9	6	6	20
11	21	11	J. GUARNONI	FRA	Pedercini Racing Kawasaki	Kawasaki ZX-10R	14	36.663	1'51.713	273,0	1'52.422	273,7	5	25	6
12	18	94	N. CANEPA	ITA	PATA Yamaha Official Stock Team	Yamaha YZF R1	14	36.804	1'51.382	276,5	1'51.987	277,9	4	4	24
13	19	16	G. BLACK	GBR	MTM / HS Kawasaki	Kawasaki ZX-10R	14	45.742	1'52.309	273,7	1'52.203	273,7	3	11	14
14	20	121	A. ANDREOZZI	ITA	Team Pedercini	Kawasaki ZX-10R	14	46.198	1'52.324	272,3	1'52.238	271,6	2	5	23
15	16	32	M. MOSER	GER	Triple-M Racing	Ducati Panigale R	14	57.206	1'52.763	268,3	1'51.823	269,6	1	6	22
16	23	23	C. PONSSON	FRA	Pedercini Racing Kawasaki	Kawasaki ZX-10R	14	58.121	1'53.359	279,3	1'52.655	275,8	4	26	
17	13	96	L. ROSSI	FRA	PATA Yamaha Official Stock Team	Yamaha YZF R1	14	1'00.548	1'53.057	277,9	1'51.642	277,9			
18	26	99	F. CAVALLI	ITA	PUNTO MOTO Corse by Clasitaly	Kawasaki ZX-10R	14	1'01.068	1'52.891	273,0	1'53.116	277,2			
19	28	51	E. VIONNET	SUI	Motos Vionnet	BMW S 1000 RR	14	1'01.496	1'53.256	272,3	1'53.230	277,2			
20	24	47	R. HARTOG	NED	Team Hartog - Jenik - Against Cance	Kawasaki ZX-10R	14	1'01.690	1'53.415	273,7	1'52.726	275,8	6	21	
21	22	44	A. TUCCI	ITA	Berclaz Racing by MotoXracing	Yamaha YZF R1	14	1'02.420	1'53.390	270,3	1'52.613	276,5			
22	29	77	W. TESSELS	NED	MTM / HS Kawasaki	Kawasaki ZX-10R	14	1'03.692	1'52.966	270,3	1'53.901	272,3	9	17	
23	25	69	D. MCFADDEN	RSA	Agro On-Benjan-Kawasaki	Kawasaki ZX-10R	14	1'05.656	1'53.496	268,3	1'52.951	272,3			
24	27	13	F. SANCHIONI	ITA	PUNTO MOTO Corse by Clasitaly	Kawasaki ZX-10R	14	1'05.923	1'53.467	271,6	1'53.172	273,0			
25	37	91	L. OPPEDISANO	ITA	Saviofficina Racingteam	Kawasaki ZX-10R	14	1'07.991	1'53.447	273,7	1'53.533	275,1			
26	7	12	M. RINALDI	ITA	Aruba.it Racing - Junior Team	Ducati Panigale R	14	1'13.559	1'50.066	278,6	1'51.009	273,0	36	3	
27	32	9	T. FINSTERBUSCH	GER	BCC-Racing Team	Kawasaki ZX-10R	14	1'15.839	1'53.498	271,6	1'54.383	273,7			
28	30	19	J. PUFFE	GER	Agro On-Benjan-Kawasaki	Kawasaki ZX-10R	14	1'16.808	1'54.355	271,6	1'54.075	273,0			
29	17	58	E. PUSCEDDU	ITA	SK-Racing Team by Barni	Ducati Panigale R	14	1'17.228	1'53.041	273,0	1'51.900	278,6			
30	31	6	A. SIMONESCHI	ITA	BWG Racing	Kawasaki ZX-10R	14	1'21.067	1'54.336	265,0	1'54.290	268,3			
31	33	92	B. LEU	SUI	Leu Racing Team	Yamaha YZF R1	14	1'27.448	1'55.020	265,6	1'54.618	265,6			
32	34	78	K. PISAREV	UKR	DRT Racing Team	Yamaha YZF R1	14	1'31.155	1'55.337	268,9	1'55.346	270,3			

-----Not Classified-----

RET	6	123	L. SALVADORI	ITA	GP Project	Aprilia RSV4 RF	13	1 Lap	1'51.772	273,0	1'50.890	273,7	10	15
RET	11	87	L. MARCONI	ITA	Team Trasimeno	Yamaha YZF R1	9	5 Laps	1'51.430	276,5	1'51.393	280,8	8	18
RET	3	5	M. FACCANI	ITA	Triple-M Racing	Ducati Panigale R	7	7 Laps	1'50.090	279,3	1'49.745	280,8	13	9
RET	35	26	M. SBAIZ	ITA	Berclaz Racing by MotoXracing	Yamaha YZF R1	1	13 Laps		233,0	1'55.827	273,7		

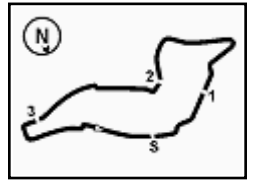
AIR	Humidity:	74%	Temp:	15°C	Fastest Lap	9° Leandro Mercado	1'49.659	162,044	Km/h
TRACK	Condition:	Dry	Temp:	21°C	Lap Record:	2015 R. Tamburini	1'49.868	161,740	Km/h
					Best Lap	2015 O. Jezek	1'49.071	162,920	Km/h

LAP LEADERS				
No. Rider	From	To	Laps	Total
36 L. MERCADO	1	3	3	
35 R. DE ROSA	4	8	5	5
36 L. MERCADO	9	14	6	9

TOTAL LEADER LAPS		
No. Rider	Laps	
36 L. MERCADO	16	
35 R. DE ROSA	12	
84 R. RUSSO	2	
12 M. RINALDI	1	

01/05/2016 Start 14:21 End 14:50

The results are provisional until the end of the time limit for protests and appeals and the completion of the technical checks.



Italian Round, 29-30 April 1 May 2016

Superstock 1000 - Results Race

RACE HIGHLIGHTS

14.18.06		Warm-up Lap Start
14.21.07		Start
14.23.44	26 Sbaiz	Stop - Technical Problem
14.23.51		No Jump Start
14.34.29	12 Rinaldi	Crashed - Turn 2
14.35.01	12 Rinaldi	Re-joined
14.35.10	5 Faccani	Crashed - Turn 7
14.39.17	87 Marconi	Crashed - Turn 9
14.47.38	123 Salvadori	Crashed - Turn 19
14.49.50	58 Pusceddu	Under Investigation - Provisional Standings
14.50.32		End Of Session

01/05/2016 Start 14:21 End 14:50

The results are provisional until the end of the time limit for protests and appeals and the completion of the technical checks.

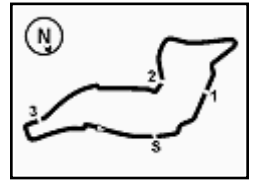
FICR PERUGIA TIMING



Official Tyre Supplier



Official Timekeeper



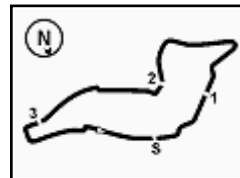
Imola Circuit 4.936 m

1 / 4

Italian Round, 29-30 April 1 May 2016 Superstock 1000 - Lap Chart Race

Pos	Lap													
	1	2	3	4	5	6	7	8	9	10	11	12	13	14
1	36	36	36	35	35	35	35	35	36	36	36	36	36	36
2	5	5	35	36	36	36	36	36	35	35	74	74	74	74
3	12	35	5	74	74	74	74	74	74	74	35	35	35	35
4	35	74	74	5	5	5	5	2	2	2	2	2	2	2
5	74	12	2	12	12	12	12	54	54	54	54	54	54	54
6	2	2	12	2	2	2	2	70	70	3	3	3	70	70
7	54	54	54	54	54	54	54	3	3	70	70	70	3	3
8	70	70	70	70	70	70	3	123	123	43	43	43	43	59
9	96	3	43	43	3	3	70	43	43	123	123	123	123	43
10	3	43	3	3	123	43	43	59	59	59	59	59	11	31
11	43	123	123	123	43	123	123	11	11	11	11	11	59	11
12	123	31	59	59	59	59	59	31	31	31	31	31	31	94
13	59	59	31	31	31	31	11	87	87	94	94	94	94	16
14	31	11	11	11	11	11	31	121	94	121	121	16	16	121
15	121	121	87	87	87	87	87	94	121	16	16	121	121	32
16	11	87	121	121	121	121	121	16	16	99	99	32	32	23
17	87	16	16	16	16	16	94	99	99	23	32	99	23	96
18	58	58	58	94	94	94	16	23	23	32	23	23	99	99
19	16	99	99	99	99	99	99	69	47	47	51	51	96	51
20	99	47	94	23	23	23	23	47	69	69	47	96	51	47
21	47	23	47	58	47	47	47	32	32	51	96	47	47	44
22	23	69	23	47	69	69	69	51	51	96	69	69	77	77
23	69	94	69	69	58	32	32	96	96	77	77	77	44	69
24	51	51	51	32	32	51	51	77	77	13	13	44	69	13
25	94	32	32	51	51	96	96	13	13	44	44	13	13	91
26	9	77	77	96	96	77	77	44	44	91	91	91	91	12
27	32	13	13	77	77	58	13	19	19	19	9	9	9	9
28	77	92	96	13	13	13	44	9	91	9	19	19	12	19
29	92	96	44	44	44	44	58	91	9	6	6	6	19	58
30	13	44	19	19	19	19	19	58	6	12	12	12	58	6
31	44	19	92	6	9	9	9	6	58	58	58	58	6	92
32	19	6	6	91	6	6	91	92	92	92	92	92	92	78
33	6	91	91	92	91	91	6	78	12	78	78	78	78	
34	78	78	9	9	92	92	92	12	78					
35	26	9	78	78	78	78	78							
36	91													

Final Result		
1	36 L. MERCADO	Laps 14
2	74 K. CALIA	1.038
3	35 R. DE ROSA	4.239
4	2 R. TAMBURINI	5.616
5	54 T. RAZGATLIOGLU	21.272
6	70 L. VITALI	34.671
7	3 S. SUCHET	34.859
8	59 A. MANTOVANI	35.992
9	43 F. MASSEI	36.065
10	31 M. FERRARI	36.310
11	11 J. GUARNONI	36.663
12	94 N. CANEPA	36.804
13	16 G. BLACK	45.742
14	121 A. ANDREOZZI	46.198
15	32 M. MOSER	57.206
16	23 C. PONSSON	58.121
17	96 L. ROSSI	1'00.548
18	99 F. CAVALLI	1'01.068
19	51 E. VIONNET	1'01.496
20	47 R. HARTOG	1'01.690
21	44 A. TUCCI	1'02.420
22	77 W. TESSELS	1'03.692
23	69 D. MCFADDEN	1'05.656
24	13 F. SANCHIONI	1'05.923
25	91 L. OPPEDISANO	1'07.991
26	12 M. RINALDI	1'13.559
27	9 T. FINSTERBUSCH	1'15.839
28	19 J. PUFFE	1'16.808
29	58 E. PUSCEDDU	1'17.228
30	6 A. SIMONESCHI	1'21.067
31	92 B. LEU	1'27.448
32	78 K. PISAREV	1'31.155
RET	123 L. SALVADORI	1 Lap
RET	87 L. MARCONI	5 Laps
RET	5 M. FACCANI	7 Laps
RET	26 M. SBAIZ	13 Laps



Italian Round, 29-30 April 1 May 2016 Superstock 1000 - Lap Chart Race

27	19 J.Puffe (GER)	49.230
28	91 L.Oppedisano (ITA)	49.526
29	9 T.Finsterbusch (GER)	49.849
30	6 A.Simoneschi (ITA)	50.999
31	58 E.Pusceddu (ITA)	54.350
32	92 B.Leu (SUI)	57.685
33	12 M.Rinaldi (ITA)	58.023
34	78 K.Pisarev (UKR)	58.997

1	36 L.Mercado (ARG)	
2	74 K.Callia (ITA)	0.835
3	35 R.De Rosa (ITA)	2.123
4	2 R.Tamburini (ITA)	4.293
5	54 T.Razgatlioglu (TUR)	16.137
6	3 S.Suchet (SUI)	27.442
7	70 L.Vitali (ITA)	27.801
8	43 F.Massei (ITA)	27.931
9	123 L.Salvadori (ITA)	28.275
10	59 A.Mantovani (ITA)	28.672
11	11 J.Guarnoni (FRA)	28.983
12	31 M.Ferrari (ITA)	29.553
13	94 N.Canepa (ITA)	32.219
14	16 G.Black (GBR)	38.297
15	121 A.Andreozzi (ITA)	38.709
16	32 M.Moser (GER)	48.798
17	99 F.Cavalli (ITA)	50.122
18	23 C.Ponsson (FRA)	50.310
19	51 E.Vionnet (SUI)	51.503
20	96 L.Rossi (FRA)	52.031
21	47 R.Hartog (NED)	53.115
22	69 D.McFadden (RSA)	54.011
23	77 W.Tessels (NED)	54.203
24	44 A.Tucci (ITA)	54.850
25	13 F.Sanchioni (ITA)	55.781
26	91 L.Oppedisano (ITA)	1'00.625
27	9 T.Finsterbusch (GER)	1'04.526
28	19 J.Puffe (GER)	1'05.081
29	6 A.Simoneschi (ITA)	1'06.572
30	12 M.Rinaldi (ITA)	1'06.912
31	58 E.Pusceddu (ITA)	1'07.995
32	92 B.Leu (SUI)	1'16.638
33	78 K.Pisarev (UKR)	1'17.212

12	94 N.Canepa (ITA)	36.804
13	16 G.Black (GBR)	45.742
14	121 A.Andreozzi (ITA)	46.198
15	32 M.Moser (GER)	57.206
16	23 C.Ponsson (FRA)	58.121
17	96 L.Rossi (FRA)	1'00.548
18	99 F.Cavalli (ITA)	1'01.068
19	51 E.Vionnet (SUI)	1'01.496
20	47 R.Hartog (NED)	1'01.690
21	44 A.Tucci (ITA)	1'02.420
22	77 W.Tessels (NED)	1'03.692
23	69 D.McFadden (RSA)	1'05.656
24	13 F.Sanchioni (ITA)	1'05.923
25	91 L.Oppedisano (ITA)	1'07.991
26	12 M.Rinaldi (ITA)	1'13.559
27	9 T.Finsterbusch (GER)	1'15.839
28	19 J.Puffe (GER)	1'16.808
29	58 E.Pusceddu (ITA)	1'17.228
30	6 A.Simoneschi (ITA)	1'21.067
31	92 B.Leu (SUI)	1'27.448
32	78 K.Pisarev (UKR)	1'31.155

Lap 10

1	36 L.Mercado (ARG)	
2	35 R.De Rosa (ITA)	0.665
3	74 K.Callia (ITA)	0.931
4	2 R.Tamburini (ITA)	3.288
5	54 T.Razgatlioglu (TUR)	12.124
6	3 S.Suchet (SUI)	22.472
7	70 L.Vitali (ITA)	22.969
8	43 F.Massei (ITA)	23.238
9	123 L.Salvadori (ITA)	23.584
10	59 A.Mantovani (ITA)	23.967
11	11 J.Guarnoni (FRA)	24.170
12	31 M.Ferrari (ITA)	24.535
13	94 N.Canepa (ITA)	28.051
14	121 A.Andreozzi (ITA)	30.496
15	16 G.Black (GBR)	31.091
16	99 F.Cavalli (ITA)	40.639
17	23 C.Ponsson (FRA)	41.455
18	32 M.Moser (GER)	42.768
19	47 R.Hartog (NED)	43.195
20	69 D.McFadden (RSA)	44.230
21	51 E.Vionnet (SUI)	44.302
22	96 L.Rossi (FRA)	44.826
23	77 W.Tessels (NED)	45.927
24	13 F.Sanchioni (ITA)	47.110
25	44 A.Tucci (ITA)	47.173
26	91 L.Oppedisano (ITA)	53.081
27	19 J.Puffe (GER)	54.147
28	9 T.Finsterbusch (GER)	54.452
29	6 A.Simoneschi (ITA)	56.030
30	12 M.Rinaldi (ITA)	1'01.026
31	58 E.Pusceddu (ITA)	1'01.264
32	92 B.Leu (SUI)	1'03.953
33	78 K.Pisarev (UKR)	1'04.613

Lap 13

1	36 L.Mercado (ARG)	
2	74 K.Callia (ITA)	0.827
3	35 R.De Rosa (ITA)	2.850
4	2 R.Tamburini (ITA)	4.848
5	54 T.Razgatlioglu (TUR)	18.470
6	70 L.Vitali (ITA)	30.891
7	3 S.Suchet (SUI)	31.067
8	43 F.Massei (ITA)	31.251
9	123 L.Salvadori (ITA)	31.553
10	11 J.Guarnoni (FRA)	31.720
11	59 A.Mantovani (ITA)	32.093
12	31 M.Ferrari (ITA)	32.425
13	94 N.Canepa (ITA)	34.183
14	16 G.Black (GBR)	42.087
15	121 A.Andreozzi (ITA)	42.297
16	32 M.Moser (GER)	52.847
17	23 C.Ponsson (FRA)	53.703
18	99 F.Cavalli (ITA)	55.112
19	96 L.Rossi (FRA)	55.824
20	51 E.Vionnet (SUI)	56.518
21	47 R.Hartog (NED)	57.119
22	77 W.Tessels (NED)	58.712
23	44 A.Tucci (ITA)	58.786
24	69 D.McFadden (RSA)	59.762
25	13 F.Sanchioni (ITA)	1'01.286
26	91 L.Oppedisano (ITA)	1'04.235
27	9 T.Finsterbusch (GER)	1'10.168
28	12 M.Rinaldi (ITA)	1'10.280
29	19 J.Puffe (GER)	1'10.646
30	58 E.Pusceddu (ITA)	1'12.199
31	6 A.Simoneschi (ITA)	1'12.796
32	92 B.Leu (SUI)	1'22.446
33	78 K.Pisarev (UKR)	1'23.344

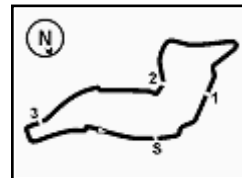
Lap 11

1	36 L.Mercado (ARG)	
2	74 K.Callia (ITA)	0.582
3	35 R.De Rosa (ITA)	0.990
4	2 R.Tamburini (ITA)	3.510
5	54 T.Razgatlioglu (TUR)	13.898
6	3 S.Suchet (SUI)	24.613
7	70 L.Vitali (ITA)	25.050
8	43 F.Massei (ITA)	25.327
9	123 L.Salvadori (ITA)	25.611
10	59 A.Mantovani (ITA)	26.080
11	11 J.Guarnoni (FRA)	26.392
12	31 M.Ferrari (ITA)	26.871
13	94 N.Canepa (ITA)	29.726
14	121 A.Andreozzi (ITA)	34.022
15	16 G.Black (GBR)	34.323
16	99 F.Cavalli (ITA)	45.096
17	32 M.Moser (GER)	45.433
18	23 C.Ponsson (FRA)	45.710
19	51 E.Vionnet (SUI)	47.460
20	47 R.Hartog (NED)	47.744
21	96 L.Rossi (FRA)	48.459
22	69 D.McFadden (RSA)	49.051
23	77 W.Tessels (NED)	50.230
24	13 F.Sanchioni (ITA)	50.740
25	44 A.Tucci (ITA)	50.848
26	91 L.Oppedisano (ITA)	56.770
27	9 T.Finsterbusch (GER)	59.055
28	19 J.Puffe (GER)	59.791
29	6 A.Simoneschi (ITA)	1'01.177
30	12 M.Rinaldi (ITA)	1'04.012
31	58 E.Pusceddu (ITA)	1'04.720
32	92 B.Leu (SUI)	1'09.711
33	78 K.Pisarev (UKR)	1'10.323

Lap 14

1	36 L.Mercado (ARG)	
2	74 K.Callia (ITA)	1.038
3	35 R.De Rosa (ITA)	4.239
4	2 R.Tamburini (ITA)	5.616
5	54 T.Razgatlioglu (TUR)	21.272
6	70 L.Vitali (ITA)	34.671
7	3 S.Suchet (SUI)	34.859
8	59 A.Mantovani (ITA)	35.992
9	43 F.Massei (ITA)	36.065
10	31 M.Ferrari (ITA)	36.310
11	11 J.Guarnoni (FRA)	36.663

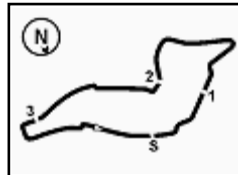
Lap 12



Imola Circuit 4.936 m

Italian Round, 29-30 April 1 May 2016 Superstock 1000 - Lap Chart Race





Imola Circuit 4.936 m

Italian Round, 29-30 April 1 May 2016

Superstock 1000 - Best Sector & Speed Race

Results

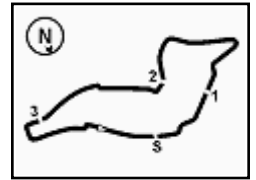
Pos	Driver	Team	Laps
1	36 L. MERCADO	Ducati Panigale R	14
2	74 K. CALIA	Aorilia RS4 RF	1.038
3	35 R. DE ROSA	BMW S 1000 RR	4.239
4	2 R. TAMBURINI	Aorilia RS4 RF	5.616
5	54 T. RAZGATLIOGLU	Kawasaki ZX-10R	21.272
6	70 L. VITALI	BMW S 1000 RR	34.671
7	3 S. SUCHET	Yamaha YZF R1	34.859
8	59 A. MANTOVANI	Yamaha YZF R1	35.992
9	43 F. MASSEI	Kawasaki ZX-10R	36.065
10	31 M. FERRARI	BMW S 1000 RR	36.310
11	11 J. GUARNONI	Kawasaki ZX-10R	36.663
12	94 N. CANEPA	Yamaha YZF R1	36.804
13	16 G. BLACK	Kawasaki ZX-10R	45.742
14	121 A. ANDREOZZI	Kawasaki ZX-10R	46.198
15	32 M. MOSER	Ducati Panigale R	57.206
16	23 C. PONSSON	Kawasaki ZX-10R	58.121
17	96 L. ROSSI	Yamaha YZF R1	100.548
18	99 F. CAVALLI	Kawasaki ZX-10R	101.068
19	51 E. VIONNET	BMW S 1000 RR	101.496
20	47 R. HARTOG	Kawasaki ZX-10R	101.690
21	44 A. TUCCI	Yamaha YZF R1	102.420
22	77 W. TESSELS	Kawasaki ZX-10R	103.692
23	69 D. MCFADDEN	Kawasaki ZX-10R	105.656
24	13 F. SANCHIONI	Kawasaki ZX-10R	105.923
25	91 L. OPPEDISANO	Kawasaki ZX-10R	107.991
26	12 M. RINALDI	Ducati Panigale R	113.559
27	9 T. FINSTERBUSCH	Kawasaki ZX-10R	115.839
28	19 J. PUFFE	Kawasaki ZX-10R	116.808
29	58 E. PUSCEDDU	Ducati Panigale R	117.228
30	6 A. SIMONESCHI	Kawasaki ZX-10R	121.067
31	92 B. LEU	Yamaha YZF R1	127.448
32	78 K. PISAREV	Yamaha YZF R1	131.155
RET	123 L. SALVADORI	Aorilia RS4 RF	1 Lap
RET	87 L. MARCONI	Yamaha YZF R1	5 Laos
RET	5 M. FACCANI	Ducati Panigale R	7 Laos
RET	26 M. SBAIZ	Yamaha YZF R1	13 Laos

Top Speeds

Pos	Driver	Team	Speed
1	74 K. CALIA	Aorilia RS4 RF	282.3
2	36 L. MERCADO	Ducati Panigale R	281.5
3	2 R. TAMBURINI	Aorilia RS4 RF	280.8
4	5 M. FACCANI	Ducati Panigale R	279.3
5	35 R. DE ROSA	BMW S 1000 RR	279.3
6	23 C. PONSSON	Kawasaki ZX-10R	279.3
7	12 M. RINALDI	Ducati Panigale R	278.6
8	96 L. ROSSI	Yamaha YZF R1	277.9
9	54 T. RAZGATLIOGLU	Kawasaki ZX-10R	276.5
10	94 N. CANEPA	Yamaha YZF R1	276.5
11	87 L. MARCONI	Yamaha YZF R1	276.5
12	31 M. FERRARI	BMW S 1000 RR	276.5
13	3 S. SUCHET	Yamaha YZF R1	275.1
14	70 L. VITALI	BMW S 1000 RR	275.1
15	47 R. HARTOG	Kawasaki ZX-10R	273.7
16	16 G. BLACK	Kawasaki ZX-10R	273.7
17	91 L. OPPEDISANO	Kawasaki ZX-10R	273.7
18	99 F. CAVALLI	Kawasaki ZX-10R	273.0
19	59 A. MANTOVANI	Yamaha YZF R1	273.0
20	11 J. GUARNONI	Kawasaki ZX-10R	273.0
21	123 L. SALVADORI	Aorilia RS4 RF	273.0
22	58 E. PUSCEDDU	Ducati Panigale R	273.0
23	121 A. ANDREOZZI	Kawasaki ZX-10R	272.3
24	51 E. VIONNET	BMW S 1000 RR	272.3
25	9 T. FINSTERBUSCH	Kawasaki ZX-10R	271.6
26	19 J. PUFFE	Kawasaki ZX-10R	271.6
27	13 F. SANCHIONI	Kawasaki ZX-10R	271.6
28	77 W. TESSELS	Kawasaki ZX-10R	270.3
29	44 A. TUCCI	Yamaha YZF R1	270.3
30	43 F. MASSEI	Yamaha YZF R1	269.6
31	78 K. PISAREV	Yamaha YZF R1	268.9
32	69 D. MCFADDEN	Kawasaki ZX-10R	268.3
33	32 M. MOSER	Ducati Panigale R	268.3
34	92 B. LEU	Yamaha YZF R1	265.6
35	6 A. SIMONESCHI	Kawasaki ZX-10R	265.0
36	26 M. SBAIZ	Yamaha YZF R1	233.0

Seg. 1		Seg. 2		Seg. 3		Seg. 4		Seg. 5			
1	2 R. TAMBURINI	7.219	1	36 L. MERCADO	15.773	1	74 K. CALIA	29.004	1	96 L. ROSSI	22.679
2	36 L. MERCADO	7.247	2	35 R. DE ROSA	15.823	2	5 M. FACCANI	34.145	2	36 L. MERCADO	22.829
3	74 K. CALIA	7.258	3	74 K. CALIA	15.865	3	36 L. MERCADO	34.151	3	74 K. CALIA	22.859
4	35 R. DE ROSA	7.306	4	12 M. RINALDI	15.887	4	12 M. RINALDI	34.199	4	54 T. RAZGATLIOGLU	22.918
5	5 M. FACCANI	7.327	5	2 R. TAMBURINI	15.899	5	2 R. TAMBURINI	34.245	5	5 M. FACCANI	22.941
6	3 S. SUCHET	7.334	6	54 T. RAZGATLIOGLU	15.952	6	74 K. CALIA	34.364	6	35 R. DE ROSA	22.952
7	43 F. MASSEI	7.335	7	5 M. FACCANI	15.962	7	54 T. RAZGATLIOGLU	34.525	7	2 R. TAMBURINI	22.968
8	58 E. PUSCEDDU	7.344	8	43 F. MASSEI	16.059	8	94 N. CANEPA	34.637	8	12 M. RINALDI	22.991
9	96 L. ROSSI	7.346	9	94 N. CANEPA	16.068	9	87 L. MARCONI	34.646	9	123 L. SALVADORI	23.161
10	31 M. FERRARI	7.349	10	123 L. SALVADORI	16.108	10	59 A. MANTOVANI	34.666	10	43 F. MASSEI	23.182
11	44 A. TUCCI	7.349	11	87 L. MARCONI	16.175	11	121 A. ANDREOZZI	34.810	11	94 N. CANEPA	23.214
12	87 L. MARCONI	7.369	12	70 L. VITALI	16.178	12	3 S. SUCHET	34.822	12	3 S. SUCHET	23.236
13	12 M. RINALDI	7.371	13	59 A. MANTOVANI	16.187	13	32 M. MOSER	34.864	13	87 L. MARCONI	23.251
14	94 N. CANEPA	7.377	14	11 J. GUARNONI	16.210	14	70 L. VITALI	34.870	14	11 J. GUARNONI	23.299
15	11 J. GUARNONI	7.381	15	16 G. BLACK	16.211	15	123 L. SALVADORI	34.876	15	70 L. VITALI	23.332
16	51 E. VIONNET	7.392	16	31 M. FERRARI	16.224	16	11 J. GUARNONI	34.880	16	59 A. MANTOVANI	23.412
17	70 L. VITALI	7.398	17	121 A. ANDREOZZI	16.225	17	43 F. MASSEI	34.908	17	31 M. FERRARI	23.433
18	59 A. MANTOVANI	7.414	18	3 S. SUCHET	16.243	18	69 D. MCFADDEN	34.908	18	16 G. BLACK	23.486
19	47 R. HARTOG	7.419	19	77 W. TESSELS	16.278	19	31 M. FERRARI	34.917	19	32 M. MOSER	23.494
20	123 L. SALVADORI	7.421	20	96 L. ROSSI	16.296	20	16 G. BLACK	34.951	20	96 L. ROSSI	23.497
21	16 G. BLACK	7.431	21	32 M. MOSER	16.309	21	77 W. TESSELS	35.022	21	13 F. SANCHIONI	23.544
22	121 A. ANDREOZZI	7.431	22	13 F. SANCHIONI	16.351	22	47 R. HARTOG	35.171	22	32 M. MOSER	23.558
23	54 T. RAZGATLIOGLU	7.432	23	58 E. PUSCEDDU	16.365	23	23 C. PONSSON	35.173	23	69 D. MCFADDEN	23.577
24	99 F. CAVALLI	7.448	24	99 F. CAVALLI	16.387	24	96 L. ROSSI	35.187	24	9 T. FINSTERBUSCH	23.649
25	23 C. PONSSON	7.449	25	9 T. FINSTERBUSCH	16.396	25	6 A. SIMONESCHI	35.213	25	31 E. VIONNET	23.690
26	91 L. OPPEDISANO	7.485	26	23 C. PONSSON	16.418	26	99 F. CAVALLI	35.220	26	47 R. HARTOG	23.691
27	32 M. MOSER	7.504	27	69 D. MCFADDEN	16.447	27	51 E. VIONNET	35.262	27	44 A. TUCCI	23.721
28	9 T. FINSTERBUSCH	7.518	28	51 E. VIONNET	16.474	28	58 E. PUSCEDDU	35.315	28	23 C. PONSSON	23.722
29	69 D. MCFADDEN	7.519	29	44 A. TUCCI	16.501	29	13 F. SANCHIONI	35.315	29	99 F. CAVALLI	23.725
30	19 J. PUFFE	7.530	30	47 R. HARTOG	16.507	30	91 L. OPPEDISANO	35.338	30	77 W. TESSELS	23.751
31	13 F. SANCHIONI	7.533	31	91 L. OPPEDISANO	16.535	31	44 A. TUCCI	35.343	31	47 R. HARTOG	23.829
32	78 K. PISAREV	7.569	32	6 A. SIMONESCHI	16.588	32	19 J. PUFFE	35.475	32	78 K. PISAREV	23.879
33	92 B. LEU	7.579	33	19 J. PUFFE	16.664	33	9 T. FINSTERBUSCH	35.519	33	58 E. PUSCEDDU	23.934
34	77 W. TESSELS	7.580	34	92 B. LEU	16.795	34	92 B. LEU	35.804	34	6 A. SIMONESCHI	23.961
35	6 A. SIMONESCHI	7.609	35	78 K. PISAREV	16.806	35	78 K. PISAREV	36.165	35	92 B. LEU	23.999
36	26 M. SBAIZ	7.643	36	26 M. SBAIZ	17.749	36	26 M. SBAIZ	37.937	36	26 M. SBAIZ	24.791





Italian Round, 29-30 April 1 May 2016
Superstock 1000 - Chronological Analysis Race

113/03

Imola Circuit 4.936 m

Start at 14:21'11.216

3 / 4

Table with 10 columns: Rank, Lap, Seg. 1-5, Lap Time, km/h, Local Time. Shows race results for the first 14 laps.

Table with 10 columns: Rank, Lap, Seg. 1-5, Lap Time, km/h, Local Time. Shows race results for the first 14 laps.

44 A. TUCCI (1'53.390)

12 M. RINALDI (1'50.066)

Table with 10 columns: Lap, Seg. 1-5, Lap Time, km/h, Local Time. Shows race results for the first 14 laps.

Table with 10 columns: Lap, Seg. 1-5, Lap Time, km/h, Local Time. Shows race results for the first 14 laps.

77 W. TESSELS (1'52.966)

9 T. FINSTERBUSCH (1'53.498)

Table with 10 columns: Lap, Seg. 1-5, Lap Time, km/h, Local Time. Shows race results for the first 14 laps.

Table with 10 columns: Lap, Seg. 1-5, Lap Time, km/h, Local Time. Shows race results for the first 14 laps.

69 D. MCFADDEN (1'53.496)

19 J. PUFFE (1'54.355)

Table with 10 columns: Lap, Seg. 1-5, Lap Time, km/h, Local Time. Shows race results for the first 14 laps.

Table with 10 columns: Lap, Seg. 1-5, Lap Time, km/h, Local Time. Shows race results for the first 14 laps.

13 F. SANCHIONI (1'53.467)

58 E. PUSCEDDU (1'53.041)

Table with 10 columns: Lap, Seg. 1-5, Lap Time, km/h, Local Time. Shows race results for the first 14 laps.

Table with 10 columns: Lap, Seg. 1-5, Lap Time, km/h, Local Time. Shows race results for the first 14 laps.

91 L. OPPEDISANO (1'53.447)

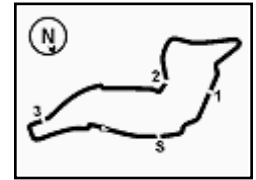
6 A. SIMONESCHI (1'54.336)

Table with 10 columns: Lap, Seg. 1-5, Lap Time, km/h, Local Time. Shows race results for the first 4 laps.

Table with 10 columns: Lap, Seg. 1-5, Lap Time, km/h, Local Time. Shows race results for the first 2 laps.

P = Pits In/Out - C = Lap-Time Cancelled





Italian Round, 29-30 April 1 May 2016

Superstock 1000 - Chronological Analysis Race

Imola Circuit 4.936 m

Start at 14:21'11.216

4 / 4

3	7.760	16.639	35.589	30.761	24.113	1'54.862	259.3	14:27'06.327
4	7.687	17.009	35.213	30.370	24.786	1'55.065	253.8	14:29'01.392
5	7.786	16.963	35.475	30.771	24.451	1'55.446	262.4	14:30'56.838
6	7.764	16.760	35.434	30.881	23.829	1'54.668	259.9	14:32'51.506
7	7.609	16.588	35.465	30.649	24.308	1'54.619	263.7	14:34'46.125
8	7.733	16.880	35.342	30.743	24.081	1'54.779	255.6	14:36'40.904
9	7.631	16.866	35.295	30.553	23.991	1'54.336	255.0	14:38'35.240
10	7.665	16.665	35.700	30.882	24.011	1'54.923	255.6	14:40'30.163
11	7.666	16.810	35.529	31.199	24.041	1'55.245	265.0	14:42'25.408
12	7.653	16.858	35.717	30.839	24.094	1'55.161	255.6	14:44'20.569
13	7.716	16.896	36.017	31.080	24.481	1'56.190	258.0	14:46'16.759
14	7.723	17.047	36.430	32.016	25.073	1'58.289	253.2	14:48'15.048

7	7.430	16.114	34.518	29.263	22.941	1'50.266	270.9	14:34'05.602
---	-------	--------	--------	--------	---------------	----------	-------	--------------

26 M. SBAIZ (40'39.999)

Lap	Seg. 1	Seg. 2	Seg. 3	Seg. 4	Seg. 5	Lap Time	km/h	Local Time
1	10.201	19.450	37.937	31.796	24.791	2'04.175	211.6	14:23'15.391

92 B. LEU (1'55.020)

Lap	Seg. 1	Seg. 2	Seg. 3	Seg. 4	Seg. 5	Lap Time	km/h	Local Time
1	9.657	19.060	37.727	31.477	24.759	2'02.680	216.2	14:23'13.896
2	7.631	17.400	36.233	30.701	24.101	1'56.066	249.7	14:25'09.962
3	7.633	17.021	36.668	30.674	24.276	1'56.272	252.0	14:27'06.234
4	7.707	16.905	36.035	31.088	24.102	1'55.837	255.0	14:29'02.071
5	7.579	17.016	36.123	30.878	24.333	1'55.929	257.4	14:30'58.000
6	7.679	16.795	36.067	30.843	24.178	1'55.562	261.8	14:32'53.562
7	7.688	17.094	36.479	31.056	24.115	1'56.432	259.9	14:34'49.994
8	7.701	17.040	36.202	31.144	24.004	1'56.091	256.8	14:36'46.085
9	7.683	16.975	36.212	30.870	24.101	1'55.841	257.4	14:38'41.926
10	7.635	17.014	36.413	31.051	24.047	1'56.160	265.6	14:40'38.086
11	7.685	16.924	36.130	31.118	23.999	1'55.856	259.3	14:42'33.942
12	7.605	17.100	36.313	30.895	24.780	1'56.693	257.4	14:44'30.635
13	7.804	16.943	35.983	30.721	24.323	1'55.774	254.4	14:46'26.409
14	7.672	16.948	35.804	30.712	23.884	1'55.020	255.0	14:48'21.429

78 K. PISAREV (1'55.337)

Lap	Seg. 1	Seg. 2	Seg. 3	Seg. 4	Seg. 5	Lap Time	km/h	Local Time
1	9.899	19.420	37.949	31.805	24.787	2'03.860	212.0	14:23'15.076
2	7.856	17.363	36.885	30.856	24.855	1'57.815	242.4	14:25'12.891
3	7.701	17.254	36.178	30.747	24.257	1'56.137	256.2	14:27'09.028
4	7.660	16.879	36.165	30.396	25.546	1'56.646	266.9	14:29'05.674
5	7.600	17.176	36.593	30.463	24.026	1'55.858	262.4	14:31'01.532
6	7.571	16.806	36.291	30.795	23.879	1'55.342	265.0	14:32'56.874
7	7.596	16.950	36.530	30.316	23.975	1'55.367	266.9	14:34'52.241
8	7.620	16.984	36.296	30.396	24.041	1'55.337	259.9	14:36'47.578
9	7.595	16.915	36.171	30.916	24.063	1'55.660	264.3	14:38'43.238
10	7.569	16.878	36.214	30.583	24.264	1'55.508	268.9	14:40'38.746
11	7.647	16.863	36.368	30.924	24.006	1'55.808	261.1	14:42'34.554
12	7.646	16.936	36.398	31.049	24.626	1'56.655	258.6	14:44'31.209
13	7.745	17.005	36.167	30.847	24.334	1'56.098	258.6	14:46'27.307
14	7.644	16.973	36.588	31.678	24.946	1'57.829	263.0	14:48'25.136

123 L. SALVADORI (1'51.772)

Lap	Seg. 1	Seg. 2	Seg. 3	Seg. 4	Seg. 5	Lap Time	km/h	Local Time
1	8.319	17.825	36.421	30.211	23.560	1'56.336	211.6	14:23'07.552
2	7.461	16.358	35.176	29.704	23.423	1'52.122	266.9	14:24'59.674
3	7.446	16.270	35.000	29.913	23.577	1'52.206	270.9	14:26'51.880
4	7.515	16.108	34.894	29.892	23.363	1'51.772	271.6	14:28'43.652
5	7.435	16.411	35.018	30.098	23.161	1'52.123	262.4	14:30'35.775
6	7.456	16.356	34.926	29.861	24.244	1'52.843	272.3	14:32'28.618
7	7.557	16.122	34.876	30.029	23.381	1'51.965	270.9	14:34'20.583
8	7.460	16.269	34.996	30.091	23.252	1'52.068	271.6	14:36'12.651
9	7.537	16.314	34.950	29.887	23.486	1'52.174	268.9	14:38'04.825
10	7.515	16.502	35.419	30.031	23.425	1'52.892	264.3	14:39'57.717
11	7.429	16.281	35.186	29.878	23.351	1'52.125	270.3	14:41'49.842
12	7.436	16.223	35.151	29.971	23.649	1'52.430	270.9	14:43'42.272
13	7.421	16.263	35.416	30.238	23.906	1'53.244	270.3	14:45'35.516

87 L. MARCONI (1'51.430)

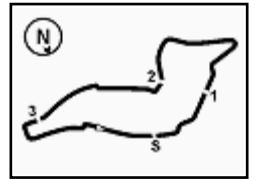
Lap	Seg. 1	Seg. 2	Seg. 3	Seg. 4	Seg. 5	Lap Time	km/h	Local Time
1	8.652	18.389	36.435	31.329	23.886	1'58.691	218.0	14:23'09.907
2	7.466	16.291	35.010	30.188	23.763	1'52.718	276.5	14:25'02.625
3	7.417	16.524	35.272	30.089	23.711	1'53.013	271.6	14:26'55.638
4	7.743	16.222	34.941	30.040	23.388	1'52.334	272.3	14:28'47.972
5	7.509	16.185	34.724	30.204	23.349	1'51.971	273.7	14:30'39.943
6	7.503	16.179	34.646	29.903	23.251	1'51.482	273.0	14:32'31.425
7	7.457	16.411	34.829	29.981	23.394	1'52.072	275.8	14:34'23.497
8	7.519	16.222	34.873	29.667	23.349	1'51.630	273.0	14:36'15.127
9	7.452	16.175	34.660	29.666	23.477	1'51.430	275.1	14:38'06.557

5 M. FACCANI (1'50.090)

Lap	Seg. 1	Seg. 2	Seg. 3	Seg. 4	Seg. 5	Lap Time	km/h	Local Time
1	7.686	16.610	34.544	29.511	23.289	1'51.640	211.1	14:23'02.856
2	7.424	15.974	34.296	29.687	23.258	1'50.639	279.3	14:24'53.495
3	7.449	16.152	34.372	29.272	23.497	1'50.742	277.2	14:26'44.237
4	7.386	15.962	34.145	29.989	23.363	1'50.845	277.9	14:28'35.082
5	7.327	16.388	34.312	29.174	22.963	1'50.164	279.3	14:30'25.246
6	7.335	16.038	34.316	29.412	22.989	1'50.090	275.8	14:32'15.336

P = Pits In/Out - C = Lap-Time Cancelled



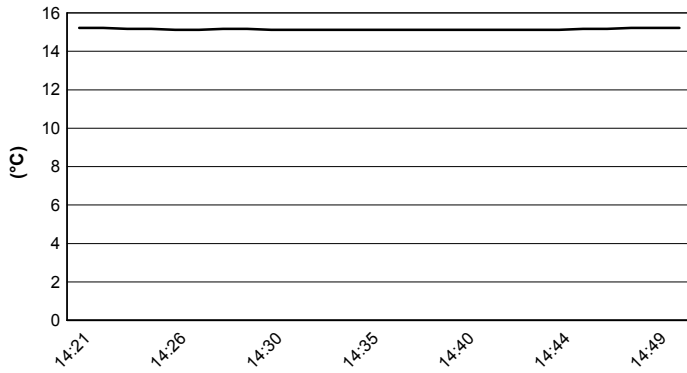


Imola Circuit 4.936 m

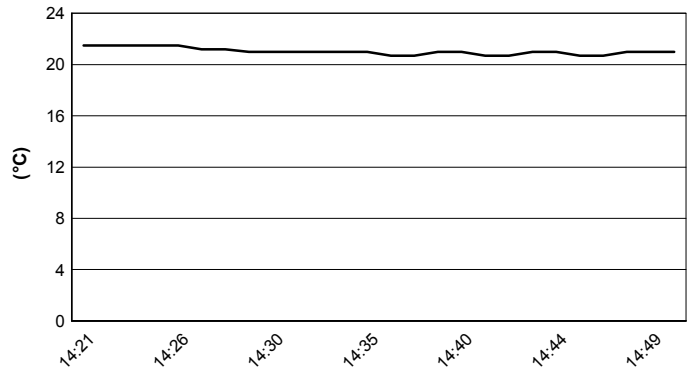
Italian Round, 29-30 April 1 May 2016 Superstock 1000 - Weather Report Race

Session started 14:21 Session ended 14:50

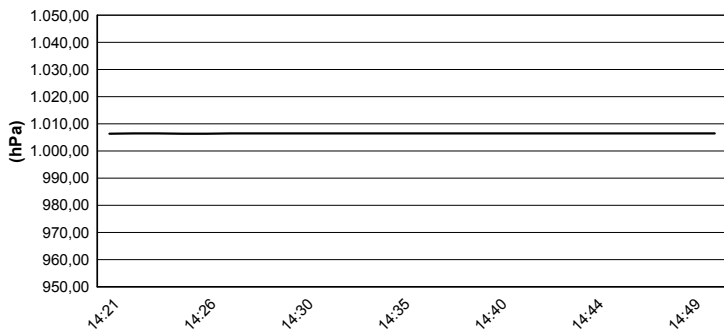
Air Temperature



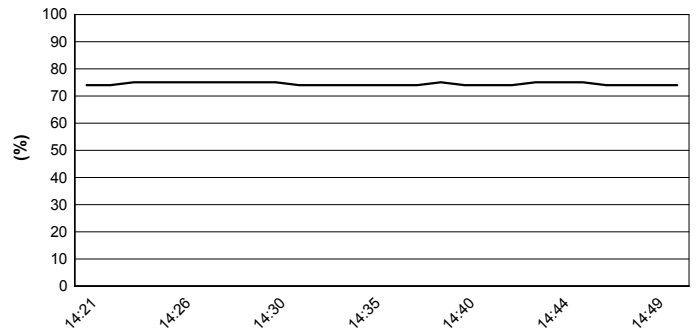
Track Temperature



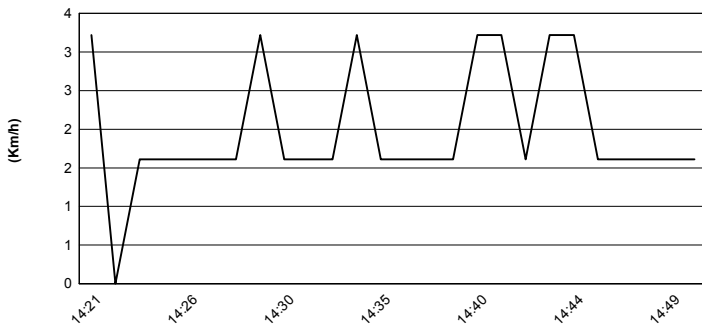
Air Pressure



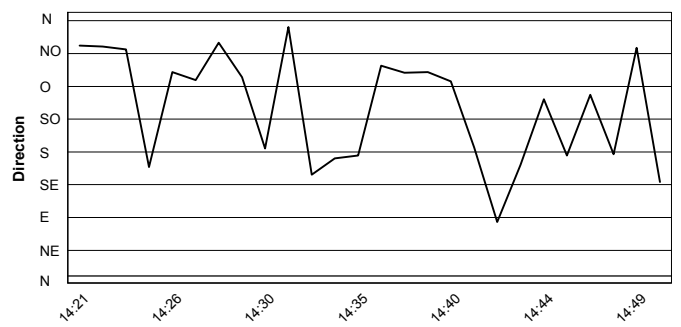
Humidity

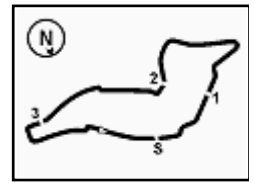


Wind Speed



Wind Direction





Imola Circuit 4.936 m

Italian Round, 29-30 April 1 May 2016 Superstock 1000 - Championship Standings

Points	Points From First	Points From Previous	Races																	
			April 3 ARAGON	April 17 ASSEN	May 1 IMOLA	May 29 DONINGTON PARK	June 19 MISANO	September 18 LAUSITZRING	October 2 MAGNY-COURS	October 16 JEREZ										
1 MERCADO Leandro (ARG)	57		25 1	7 3	25 1															
2 DE ROSA Raffaele (ITA)	57 0		16 3	25 1	16 1															
3 RINALDI Michael Ruben (ITA)	36 21 21		20 2	16 2	16 3															
4 CALIA Kevin (ITA)	33 24 3		10 6	3 6	20 4															
5 MANTOVANI Andrea (ITA)	28 29 5		9 7	11 4	8 5															
6 GUARNONI Jeremy (FRA)	25 32 3			20 4	5 6															
7 VITALI Luca (ITA)	19 38 6		5 11	4 11	10 7															
8 TAMBURINI Roberto (ITA)	13 44 6				13 8															
9 FACCANI Marco (ITA)	13 44 0			13 6	8 8															
10 RUSSO Riccardo (ITA)	13 44 0		13 4	6 6	8 8															
11 MASSEI Fabio (ITA)	13 44 0		6 10	16 16	7 8															
12 RAZGATLIOGLU Toprak (TUR)	11 46 2				11 12															
13 MARINO Florian (FRA)	11 46 0		11 5	9 9	12 12															
14 BLACK Gregg (GBR)	11 46 0			8 13	3 12															
15 SALVADORI Luca (ITA)	10 47 1			10 10	15 15															
16 SUCHET Sebastien (SUI)	10 47 0		1 15	22 22	9 15															
17 TESSELS Wayne (NED)	9 48 1			9 11	17 17															
18 MARCONI Luca (ITA)	8 49 1		8 8	13 13	18 18															
19 SCHEIB Maximilian (CHI)	7 50 1		7 9	15 15	19 19															
20 FERRARI Matteo (ITA)	6 51 1				6 20															
21 HARTOG Rob (NED)	6 51 0			6 16	20 20															
22 MOSER Marc (GER)	6 51 0			5 18	1 20															
23 ANDREOZZI Alessandro (ITA)	5 52 1		3 13	21 21	2 23															
24 CANEPA Niccolò (ITA)	4 53 1				4 24															
25 STARING Bryan (AUS)	4 53 0		4 12	19 19	24 24															
26 PONSSON Christophe (FRA)	4 53 0		2 14	2 19	24 24															

First Line: Championship Standings - Second Line: Ranking Progression

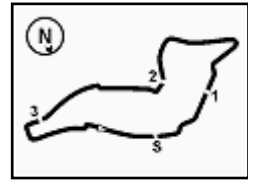
PIRELLI PERUGIA TIMING



Official Tyre Supplier



Official Timekeeper



Imola Circuit 4.936 m

Italian Round, 29-30 April 1 May 2016

Superstock 1000 - Championship Standings

	Points	Points From First	Points From Previous	April 3	April 17	May 1	May 29	June 19	September 18	October 2	October 16							
				ARAGON	ASSEN	IMOLA	DONINGTON PARK	MISANO	LAUSITZRING	MAGNY-COURS	JEREZ							
27 MERCANDELLI Roberto (ITA)	1	56	3		1	27												

First Line: Championship Standings - Second Line: Ranking Progression

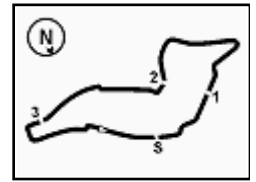
FKR PERUGIA TIMING



Official Tyre Supplier



Official Timekeeper



Imola Circuit 4.936 m

Italian Round, 29-30 April 1 May 2016

Superstock 1000 - Manufacturers Standings

	Points	Points From First	Points From Previous	April 3 ARAGON	April 17 ASSEN	May 1 IMOLA	May 29 DONINGTON PARK	June 19 MISANO	September 18 LAUSITZRING	October 2 MAGNY-COURS	October 16 JEREZ							
1 DUCATI	66			25 1	16 1	25 1												
2 BMW	57	9		16 2	25 1	16 2												
3 APRILIA	40	26	17	10 4	10 5	20 3												
4 KAWASAKI	35	31	5	4 5	20 3	11 4												
5 YAMAHA	33	33	2	13 3	11 3	9 5												

First Line: Championship Standings - Second Line: Ranking Progression

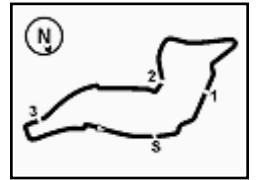
PIRELLI PERUGIA TIMING



Official Tyre Supplier



Official Timekeeper



Imola Circuit 4.936 m

Italian Round, 29-30 April 1 May 2016

Superstock 1000 - Race Winners

	2013	2014	2015	2016
01 MotorLand Aragon	Barrier S. (Fra) Bmw	Mercado L. (Arg) Duc	Tamburini R. (Ita) Bmw	Mercado L. (Arg) Duc
02 TT Circuit Assen	La Marra E. (Ita) Duc	Valk K. (Ned) Kaw	Savadori L. (Ita) Apr	De Rosa R. (Ita) Bmw
03 Imola Circuit	Barrier S. (Fra) Bmw	Jezek O. (Cze) Duc	Savadori L. (Ita) Apr	Mercado L. (Arg) Duc
04 Donington Park			Savadori L. (Ita) Apr	
05 Misano World Circuit		Savadori L. (Ita) Kaw	Savadori L. (Ita) Apr	
07 Circuit de Nevers	Guarnoni J. (Fra) Kaw	Lussiana M. (Fra) Kaw	Guarnoni J. (Fra) Yam	
08 Circuito de Jerez	Guarnoni J. (Fra) Kaw	Mercado L. (Arg) Duc	Tamburini R. (Ita) Bmw	

2016

- 2 L. Mercado
- 1 R. De Rosa

ALL TIMES

- | | | | |
|----------------|--------------------|----------------|--------------|
| 11 A. Badovini | 4 D. Petrucci | 1 F. Capriotti | 1 L. Zanetti |
| 10 S. Barrier | 4 J. Guarnoni | 1 J. Morley | 1 K. Valk |
| 8 X. Simeon | 3 W. Tortoroglio | 1 G. Mason | 1 R. De Rosa |
| 8 L. Savadori | 3 C. Burns | 1 C. Vermeulen | |
| 7 J. Ellison | 3 D. Van Keymeulen | 1 D. Tosolini | |
| 7 M. Berger | 3 R. Chiarello | 1 M. Heckles | |
| 7 C. Corti | 3 B. Staring | 1 L. Mauri | |
| 5 G. Vizziello | 3 R. Tamburini | 1 C. Coxhell | |
| 5 A. Polita | 2 D. Jefferies | 1 I. Sala | |
| 5 L. Mercado | 2 K. Harris | 1 M. Bauer | |
| 4 V. Iannuzzo | 2 K. Sofuoglu | 1 M. Laverty | |
| 4 L. Alfonsi | 2 M. Baiocco | 1 M. Smrz | |
| 4 D. Oliver | 2 L. Scassa | 1 M. Roccoli | |
| 4 L. Lanzi | 2 N. Canepa | 1 O. Jezek | |
| 4 M. Fabrizio | 2 E. La Marra | 1 M. Lussiana | |
| 4 D. Giugliano | 1 V. Scatola | 1 M. Aitchison | |
| 4 B. Roberts | | 1 M. Pirro | |